



Expatriate Explorer

Broadening perspectives

Global Report

HSBC 



Contents

4	Foreword
6	Key findings
8	Expat Explorer overview
12	Economics
28	Experience
38	Family
46	Country reports
48	Australia
50	Canada
52	China
54	France
56	Hong Kong
58	India
60	Indonesia
62	Malaysia
64	Singapore
66	Spain
68	Taiwan
70	United Arab Emirates
72	United Kingdom
74	United States of America
76	Practical steps
78	The research

Foreword

We are living in interesting times. A growing number of countries around the globe are experiencing a period of political and economic uncertainty. And yet millions of people are embracing these times. They don't share a common language, location, demographic, or even life experience, but many share one fundamental identifier.

They are expats. An international community unified by the decision to experience life in a country other than the one they consider home.

This year, we celebrate the 10th anniversary of the annual HSBC Expat Explorer survey - the world's largest and longest running of its kind - that delves into expats' attitudes and aspirations, drivers and dreams.

One clear insight has emerged: the global circumstances in which we find ourselves are failing to deter expats. They are widening their horizons, pursuing new opportunities, embracing new challenges, and achieving their goals with greater commitment, relish and reward than ever before.

Today, with international mobility increasing thanks in large part to the advancement of technology and connectivity, it has never been more important to understand the changing needs, wants and challenges of expats.

Our latest report in the Expat Explorer series, *Broadening perspectives*, explores the realities of the expat world through three key themes – economics, experience and family.

The report includes a league table of nations across the world, rated by expats themselves - a valuable and revealing assessment of 46 countries where those living the expat life find the greatest levels of fulfilment, be they financial, professional, personal or crucially, a combination of all three.

I want to personally thank the 100,000 expats who over the last 10 years have completed this study, helping us inspire and support both first time movers and existing expats. I hope this report will help all expats broaden their perspectives, find the best location to pursue their goals and appreciate the many life experiences along the way.

Dean Blackburn
Head of HSBC Expat



Key findings




Singapore

is the world's best overall destination for expats



New Zealand

is the best destination for experience. 58% of expats moved there to improve their quality of life



The Netherlands

is the best destination for family. It stands out for the better health and wellbeing of expat children (76%) and better quality of education (72%)



Switzerland

is the best destination for economics. It is the highest ranked country for confidence in the local economy and political stability



41%

of expats say the move has given them a more positive outlook on life



USD99,900

is the average expat income, up 25% since moving abroad



52%

of expats have a better overall quality of life and 53% a better work/life balance than in their home country




62%

of expats own property somewhere in the world, with 9% owning a property in both their home and host country



47%

of those who retired abroad did so for a better climate and 44% for a more appealing lifestyle



81%

of expats returning home experienced at least one issue, with 53% missing their life abroad

Expat Explorer

Overall league table

The Expat Explorer league table ranks each country or territory using a score that summarises expats’ overall views of that destination. The Expat Explorer overall score is the average of the Economics, Experience and Family scores, covering 27 key questions from the survey.

Further details of the methodology for this league table can be found in ‘The research’ section at the end of the report.

Country	Expat Explorer overall		Economics		Experience		Family	
	Rank	Score	Rank	Score	Rank	Score	Rank	Score
Singapore	1	0.59	4	0.64	4	0.60	3	0.52
Norway	2	0.59	2	0.66	6	0.59	4	0.51
New Zealand	3	0.56	14	0.55	1	0.63	6	0.50
Germany	4	0.56	3	0.65	16	0.52	5	0.50
Netherlands	5	0.54	6	0.58	18	0.52	1	0.53
Canada	6	0.54	8	0.57	7	0.57	9	0.48
Australia	7	0.54	11	0.56	5	0.59	12	0.46
Sweden	8	0.53	7	0.57	23	0.49	2	0.52
Austria	9	0.52	9	0.56	10	0.56	18	0.44
UAE	10	0.52	5	0.62	20	0.51	24	0.42
Switzerland	11	0.52	1	0.69	28	0.49	35	0.37
Czech Republic	12	0.51	10	0.56	17	0.52	13	0.45
Bahrain	13	0.51	17	0.54	15	0.54	15	0.45
India	14	0.51	15	0.55	29	0.49	8	0.48
Oman	15	0.50	12	0.56	11	0.55	32	0.38
Portugal	16	0.49	37	0.38	3	0.61	11	0.48
Spain	17	0.49	40	0.36	2	0.62	10	0.48

Taiwan	18	0.48	26	0.48	14	0.54	25	0.42
Belgium	19	0.47	23	0.50	31	0.47	20	0.44
Hong Kong	20	0.47	18	0.52	21	0.51	33	0.38
Mexico	21	0.47	32	0.43	13	0.54	22	0.42
Thailand	22	0.46	36	0.39	12	0.55	14	0.45
France	23	0.46	39	0.37	9	0.56	17	0.44
Philippines	24	0.45	35	0.39	27	0.49	7	0.49
Malaysia	25	0.45	33	0.42	22	0.50	19	0.44
Indonesia	26	0.45	29	0.45	32	0.47	23	0.42
USA	27	0.45	20	0.51	33	0.45	34	0.37
Poland	28	0.44	24	0.49	24	0.49	36	0.35
Japan	29	0.44	31	0.44	26	0.49	29	0.39
Vietnam	30	0.44	16	0.54	39	0.42	39	0.34
Qatar	31	0.43	13	0.55	40	0.41	41	0.34
Russia	32	0.43	27	0.47	35	0.45	31	0.38
South Africa	33	0.43	41	0.35	25	0.49	16	0.44
Turkey	34	0.43	43	0.32	8	0.56	28	0.40
UK	35	0.43	25	0.49	34	0.45	38	0.34
South Korea	36	0.43	30	0.44	19	0.51	42	0.32
Ireland	37	0.42	28	0.46	37	0.44	37	0.35
Italy	38	0.40	46	0.29	30	0.48	21	0.43
Kenya	39	0.40	38	0.37	41	0.41	26	0.42
Saudi Arabia	40	0.40	22	0.51	42	0.41	45	0.27
China	41	0.39	19	0.51	46	0.37	44	0.30
Kuwait	42	0.39	21	0.51	44	0.38	46	0.27
Brazil	43	0.38	44	0.31	38	0.43	27	0.42
Argentina	44	0.38	45	0.31	36	0.44	30	0.39
Peru	45	0.38	34	0.41	43	0.39	40	0.34
Egypt	46	0.34	42	0.33	45	0.38	43	0.32



Top destinations

"I moved here for the forward-looking environment."

British expat living in Singapore, age 36.

For the third year running, expats have crowned Singapore the best overall destination, ranking consistently high across a range of economic, experience and family criteria.

Norway just missed out on achieving the top spot, and is up four places since 2016 thanks to particularly high economics and family scores.

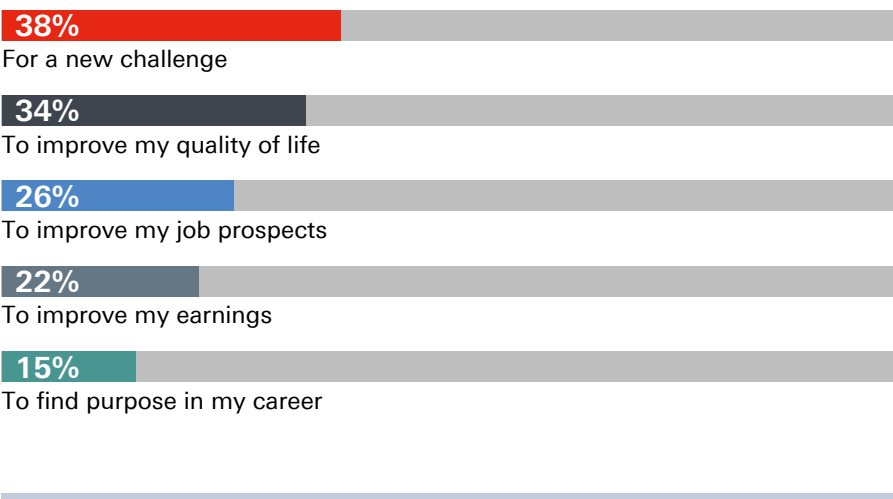
And while New Zealand comes in third, mostly due to its leading position when it comes to expat experience, it has slipped by one position.

Fourth placed Germany has improved its ranking by one place over the same period. But by far the strongest improvement in the top ten is from the Netherlands. Now leading the family rankings, the country has climbed ten places to claim fifth spot overall.

Elsewhere there is evidence of even more dramatic progression, with India rising 12 places to 14th, while Australia in seventh (up four places) and the United Arab Emirates in 10th (up two places) have made steady improvements.

Further down the table there are also impressive gains since 2016, including Mexico (up 11 places to 21st), the Philippines (up 13 places to 24th) and Indonesia (up 12 places to 26th).

Top 5 reasons for moving abroad



However, several countries have experienced significant falls in the rankings. These include Japan (down to 29th, in part due to its low rating by resident expats for economics) and Vietnam (down to 30th, despite a relatively strong economic score).

Spain is now 17th (down one place) even though it has a very positive experience score.

Several countries are continuing an annual downward trend. For example, Russia, which had already fallen two places in 2016, has fallen a further 15 positions in 2017, and is now 32nd due to a low experience rating among expats.





Economics

Economics League table

The Economics league table ranks each country or territory using a score that summarises expats' views on nine key questions. Three of these questions concern an expat's personal finances (for example, their earning prospects); a further three cover views on the local economy (for example, how easy it is to start a business in the country); and the final three cover an expat's working life (for example, their prospects for career progression).

Further details of the methodology for this league table can be found in 'The research' section at the end of the report.

Country	Economics overall		Personal finances		Local economy		Working life	
	Rank	Score	Rank	Score	Rank	Score	Rank	Score
Switzerland	1	0.69	4	0.72	2	0.74	4	0.62
Norway	2	0.66	11	0.59	6	0.68	1	0.71
Germany	3	0.65	14	0.57	5	0.69	2	0.67
Singapore	4	0.64	7	0.67	3	0.71	14	0.54
UAE	5	0.62	6	0.70	7	0.66	18	0.49
Netherlands	6	0.58	31	0.48	9	0.64	5	0.61
Sweden	7	0.57	39	0.42	8	0.65	3	0.65
Canada	8	0.57	34	0.46	4	0.69	10	0.55
Austria	9	0.56	28	0.49	12	0.60	6	0.60
Czech Republic	10	0.56	32	0.46	10	0.64	7	0.59
Australia	11	0.56	16	0.56	14	0.56	9	0.56
Oman	12	0.56	2	0.76	25	0.44	23	0.47
Qatar	13	0.55	1	0.76	19	0.49	28	0.41
New Zealand	14	0.55	41	0.37	1	0.74	11	0.54
India	15	0.55	17	0.55	11	0.61	19	0.49
Vietnam	16	0.54	10	0.60	13	0.57	24	0.46
Bahrain	17	0.54	9	0.66	24	0.46	16	0.51

Hong Kong	18	0.52	15	0.57	16	0.52	20	0.49
China	19	0.51	20	0.54	17	0.50	17	0.49
USA	20	0.51	12	0.58	18	0.49	22	0.47
Kuwait	21	0.51	5	0.71	28	0.42	29	0.41
Saudi Arabia	22	0.51	3	0.76	35	0.35	26	0.42
Belgium	23	0.50	21	0.53	29	0.41	8	0.57
Poland	24	0.49	25	0.51	27	0.42	13	0.54
UK	25	0.49	22	0.52	30	0.39	12	0.54
Taiwan	26	0.48	19	0.55	21	0.48	31	0.41
Russia	27	0.47	13	0.58	32	0.38	25	0.45
Ireland	28	0.46	36	0.43	20	0.48	21	0.47
Indonesia	29	0.45	18	0.55	31	0.39	27	0.42
South Korea	30	0.44	8	0.66	34	0.37	43	0.30
Japan	31	0.44	27	0.50	22	0.47	37	0.36
Mexico	32	0.43	29	0.48	26	0.43	34	0.38
Malaysia	33	0.42	23	0.52	37	0.33	32	0.41
Peru	34	0.41	38	0.42	15	0.52	45	0.29
Philippines	35	0.39	26	0.50	33	0.38	46	0.29
Thailand	36	0.39	24	0.52	39	0.28	36	0.36
Portugal	37	0.38	42	0.36	23	0.46	42	0.32
Kenya	38	0.37	33	0.46	40	0.27	33	0.39
France	39	0.37	45	0.32	38	0.29	15	0.52
Spain	40	0.36	40	0.38	36	0.33	38	0.35
South Africa	41	0.35	36	0.43	44	0.21	30	0.41
Egypt	42	0.33	35	0.44	43	0.23	41	0.32
Turkey	43	0.32	30	0.48	46	0.17	44	0.30
Brazil	44	0.31	43	0.35	42	0.23	40	0.35
Argentina	45	0.31	46	0.31	41	0.24	35	0.37
Italy	46	0.29	44	0.35	45	0.17	39	0.35

Scores are rounded to two decimal places in the league table



Life overseas boosts income growth

There’s no denying that the draw of international life is based at least partly on the bottom line.

Globally, expats have an average gross personal income each year of just under USD100,000. They earn on average 25% more than they did at home. Indeed, more than one in ten expats (14%) say their income has doubled since moving abroad.


Though Switzerland-based expats earn an average of USD193,000, around 54% higher than it had been at home, the Gulf states consistently top the list of destinations for those seeking a greater income.

Expats in Saudi Arabia (58%), UAE (50%) and Qatar (48%) see the greatest uplift in income.

At just under USD102,000, average expat incomes are almost USD3,000 higher in emerging economies with rapid industrialisation and growth than they are in developed ones.


In India, expats command a typical income of over USD176,000, for example, and in China, the average income is a little under USD171,000.

Top 5 countries for expat income



Average annual gross personal income

Top 5 countries for increases in expat income



Average change in annual gross personal income since moving to host country



International life offers financial uplift

“We moved to develop our financial circumstances.”

Australian expat living in Malaysia, age 56.

Across the globe, 52% of expats say they can save more than they did in their home country and 57% have more disposable income than they did before they moved. Both figures have remained relatively stable over the last three years.

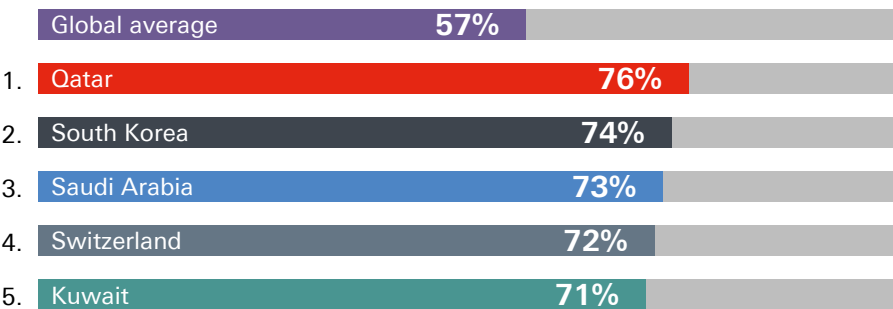
In Saudi Arabia, for example, the considerable increase in income helps around three-quarters of expats save more than they did at home (79%) and enjoy the benefits of more disposable income (73%).

Similarly, in Switzerland, more than seven in ten expats (72%) have a greater level of disposable income because of their move.

It is easy to see why this is the best expat destination economically for the third consecutive year. Indeed, alongside a boost in their personal finances, 89% of expats are confident about the local economy compared with 53% globally (up from 48% last year).

Norway is in second place for economics and Germany is holding third place.

Top 5 countries where expats have more disposable income



Meanwhile, there can be a gap between the earnings of expats who have arrived in a particular country and those who have left that country for an expat life elsewhere.

The Swiss overseas bring in USD131,000, for example. Though well above the global average, it is still USD62,000 more modest an income than those who have travelled to Switzerland from elsewhere.

Japanese nationals based overseas earn an average of USD166,000 while expats who have moved to Japan earn an average of USD127,000.

The largest difference, our data suggests, is in China. Those who have arrived in China from overseas command an average income of USD171,000 while those who have moved abroad from the country have an income of around USD79,000.



Bangkok – an affordable life

Commanding a higher than average income of USD119,600, but with little discernible difference between their income in their home country and here, Bangkok-based expats still win on the financial front thanks to the affordable cost of living.

Almost seven in ten expats (69%) based in the city note an

affordable lifestyle as one of the top things that the Thai capital and economic centre offers expat residents (equalling the quality of restaurants and food - also 69%).

Indeed 71% of expats living here say they have more disposable income than they did at home and 68% say they can save more.

It makes the city particularly attractive for those expats seeking an affordable cost of living, alongside Berlin, Prague, Kuala Lumpur and Cairo.

A global view strengthens financial affairs

"I moved so that I could grow my business globally."

Indian expat living in the UK, age 42.

The expat life is, overall, a very positive one. More than two-fifths of expats globally (41%) even believe the move has given them a more positive outlook on life in general. But an international lifestyle presents a series of complex challenges.

Expats concerned about their financial wellbeing do not solely focus on the domestic climate in their host or home country and our data confirms that the threats they see are broader than that.

Around a third of expats surveyed cite economic (31%) and political (29%) uncertainty globally as their greatest worry, slightly ahead of concerns about the economic (29%) or political climate (27%) in their host country.

That said, expat status doesn't shield them from local issues and developments.

For example, expats in Middle Eastern countries such as Bahrain (39%), Kuwait (27%), Oman (27%), Qatar (32%), Saudi Arabia (44%) and the UAE (44%) are concerned about tax increases compared with less than a quarter (23%) globally.

In China and Vietnam, the focus is on greater restrictions on moving money around (38% and 43%) compared with only 15% globally.

Nor, as our annual league tables demonstrate, do expat perceptions remain static throughout their tenure. Concerns and plans change in response to both personal and national developments.

Among expats considering leaving their host country earlier than expected, fewer of those in the UK currently experience any major problem when compared to the global average.

They are less likely to dislike their job or role (14% compared with a global average of 20%), have unsettled children (2% compared with 5% globally) or be concerned about their current financial circumstances (17% say they are financially worse off since the move to the UK compared with 20% globally).

Expats living in the UK don't feel they are missing out on opportunities either. Only 19% of those in the UK say they could progress their career more

quickly elsewhere compared with a global average of 25%, and 16% believe they could increase their earnings faster elsewhere against 20% globally.

However, the UK ranking has been affected in light of a 20 percentage point drop in confidence in the UK's economy and a 22 percentage point fall in confidence in the country's political stability since 2016.

Of course, it would be a mistake to expect all expats to respond in the same way to dynamic or sudden change.

Those considering re-arranging their plans in the UK, for example, tend to be the more flexible and financially secure, especially young men aged between 18 and 34 and those earning USD200,000 a year or more. Others are serial expats whose long-term history of living overseas may account for the confidence to leave their country of residence in response to economic or political events.



London – a destination and a gateway

The UK's capital has been an expat hotspot for centuries, thanks to its rich history, and its role as a hub for global exploration, commerce and learning.

Expats come to the city to improve their earnings (25%), their quality of life (27%) and above all for a new challenge (48%). They report a warm welcome – more than half (52%) say London is more welcoming than their home

country in general. They find the culture compelling (72%) and learn and use English (77%).

They believe life in the city offers better career progression than at home (75% compared with a global average of 54%) and the chance to acquire new skills (70% against a global average of 51%).

Expats here are true explorers, often using the city as an excellent

base from which to explore and travel. Indeed, expats in the UK are more dispersed across the nation than in many other countries. Nearly half (44%) of expats in the UK live in the other urban and rural landscapes across the country excluding the capital and other major cities such as Edinburgh, Manchester and Birmingham.

Expat life demands tailored solutions

"I came for nine months for school. I have been here over 13 years. I never planned on staying, it just happened."

Italian expat living in the USA, age 34.

The ways individual expats assess their needs is also driven by their unique set of circumstances. For example, expat tenure has a strong influence on expat attitudes, especially when it comes to money management.

Short-term expats are more likely than others to have most of their wealth in their home country, and serial expats – who are more likely to have wealth that requires management - tend to be invested in both their host and home country. With a more nomadic lifestyle, they have a clear need for a global banking relationship as well as a local one to comprehensively support their more complex wealth management needs.

The same is true of higher income earners, with 36% of those earning more than USD200,000 expressing a need for both global and local banking.

Expats' plans for their money are varied and as influenced by life-stage as they are for non-expats.

Just under a third (31%) of expats aged between 35 and 54 years old, those most likely to have young families, are saving for their children's education.


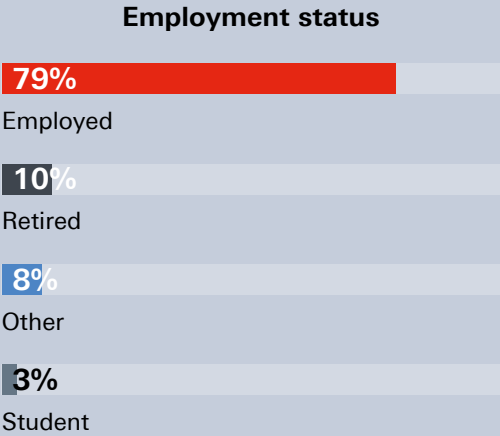
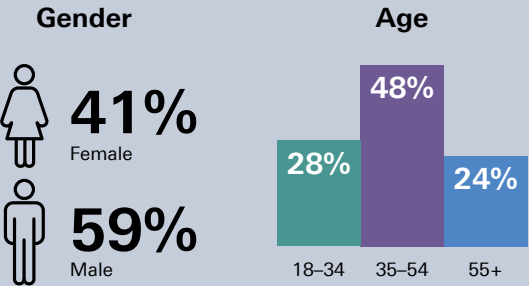
This generation is also the most likely to be paying for insurance to protect themselves, their family, property and possessions. In fact, this age group is very likely to be actively saving or investing

for something specific (89% compared with 80% of expats aged 55 and over).

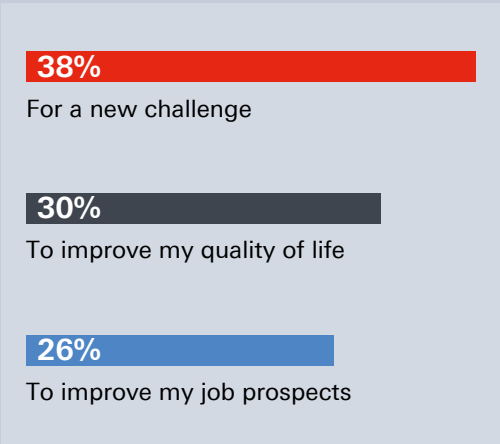
While looming retirement is also driving 49% of those aged 55 and over to set aside savings or invest for later life, for 46% of 18-34 year olds, buying property is the top priority.

Profile of serial expats

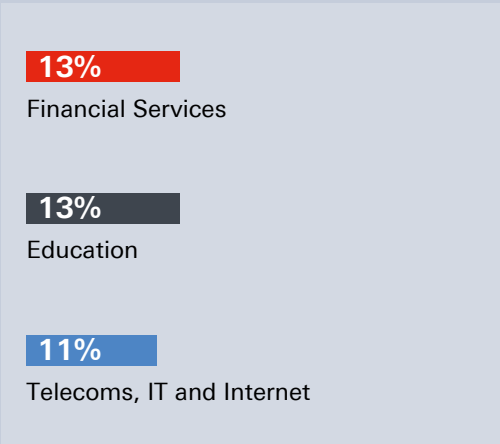
43% of respondents were serial expats
(expats who have lived abroad at least twice before)



Top 3 reasons for moving abroad



Top 3 employment sectors





Expats ride the global property wave

“We have a large property here, with lots of space and a swimming pool.”

British expat living in France, age 44

Many expats seem to take with them their native attitudes to property ownership and its importance as an investment.

With the appetite for international property ownership growing¹, 62% of expats own a property somewhere in the world, with 9% owning bricks and mortar in both their home and host country.

A remarkable 75% of British nationals overseas own a property, influenced by a strong sense of the importance of home ownership in the UK culture. This puts British expats third in the expat property ownership rankings (just behind Sri Lankans and Egyptians), closely followed by Indian expats at 74%.

This is markedly higher than the proportion of native Britons who remain in the UK and own

property there - currently around 64% of the adult population². But Indian expats lag behind their native counterparts in the home ownership stakes. In part due to high ownership rates in rural areas, around 80% of Indians living in India own property³.

While 37% of all expats own property in the country they live in, 32% own property in their home country, but the reasons for maintaining such an investment varies between nationality.

Those expats from the UK (54%), Australia (54%) and France (49%) are especially keen on retaining and renting out property in their home country.

Meanwhile, 47% of Indian and 46% of Chinese expats own property at home in expectation of their return, until which time

many (37% and 42% respectively) say family and friends live in their property.

When it comes to buying a property in their host country, expats’ motivations are even more wide-ranging, including buying to avoid paying rent (38%), because they intend to live in the country for three or more years (38%) and as an investment (30%).

Investing in property is particularly popular among expats in the UAE, Hong Kong, the UK and Singapore, home to some of the most expensive property markets in the world. Separate research by Savills for HSBC⁴ shows prime residential property currently costs approximately USD3,800 per square foot in Hong Kong, USD1,700 in London, USD990 in Singapore and USD590 in Dubai.

¹ <http://pdf.euro.savills.co.uk/global-research/world-residential-markets-2015-2016.pdf>
² http://appsso.eurostat.ec.europa.eu/nui/show.do?dataset=ilc_lvho02&lang=en
³ <http://premium.thehindubusinessline.com/portfolio/macro-view/eight-in-ten-households-in-india-own-a-home/article3006673.ece>
⁴ Global Real Estate: Trends in the world’s largest asset class, July 2017, Savills for HSBC


Expat property ownership



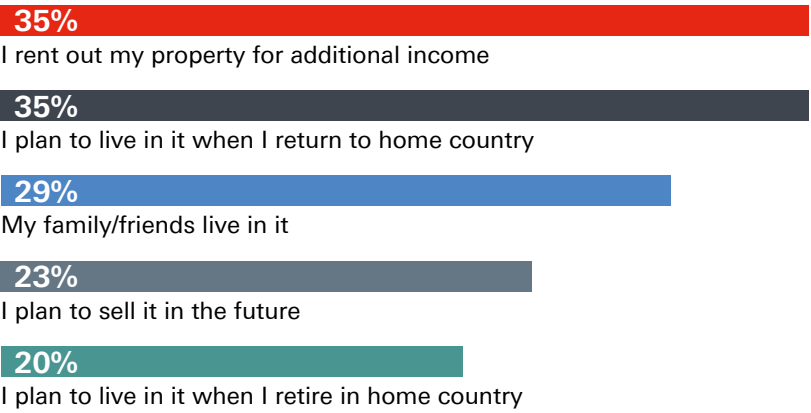
Top 5 expat nationalities by property ownership



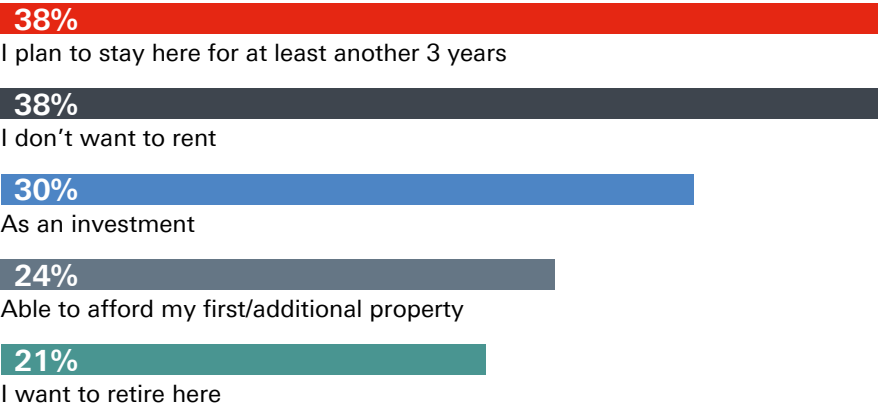
Top 5 host countries for expat property ownership



Top 5 reasons for property ownership in home country



Top 5 reasons for property ownership in host country





Experience

Experience League table

The Experience league table ranks each country or territory using a score that summarises expats' views on nine key questions about the experience they have in their adopted country. Three of these questions cover an expat's lifestyle (for example, their quality of life); a further three look at the people around them (for example, how easily they integrate with the local people); and the final three concern the ease of setting up (for example, finding accommodation).

Further details of the methodology for this league table can be found in 'The research' section at the end of the report.

Country	Experience overall		Lifestyle		People		Setting Up	
	Rank	Score	Rank	Score	Rank	Score	Rank	Score
New Zealand	1	0.63	9	0.59	1	0.68	1	0.63
Spain	2	0.62	1	0.69	2	0.67	10	0.51
Portugal	3	0.61	2	0.65	3	0.67	13	0.50
Singapore	4	0.60	10	0.57	4	0.67	4	0.57
Australia	5	0.59	4	0.61	8	0.62	5	0.55
Norway	6	0.59	5	0.60	11	0.60	3	0.58
Canada	7	0.57	8	0.59	6	0.63	12	0.50
Turkey	8	0.56	16	0.56	12	0.60	6	0.53
France	9	0.56	3	0.65	22	0.57	22	0.45
Austria	10	0.56	6	0.60	18	0.58	17	0.48
Oman	11	0.55	19	0.53	5	0.63	11	0.50
Thailand	12	0.55	17	0.55	33	0.51	2	0.59
Mexico	13	0.54	7	0.59	16	0.59	23	0.45
Taiwan	14	0.54	29	0.47	9	0.62	8	0.53
Bahrain	15	0.54	25	0.48	14	0.59	7	0.53
Germany	16	0.52	14	0.57	17	0.59	29	0.41
Czech Republic	17	0.52	18	0.54	15	0.59	27	0.42

Netherlands	18	0.52	22	0.51	19	0.58	21	0.46
South Korea	19	0.51	23	0.50	10	0.61	26	0.44
UAE	20	0.51	27	0.47	21	0.57	16	0.49
Hong Kong	21	0.51	30	0.46	13	0.60	20	0.46
Malaysia	22	0.50	32	0.45	28	0.53	9	0.52
Sweden	23	0.49	13	0.57	35	0.51	31	0.40
Poland	24	0.49	26	0.47	29	0.53	18	0.47
South Africa	25	0.49	21	0.51	40	0.46	14	0.50
Japan	26	0.49	15	0.56	7	0.62	46	0.28
Philippines	27	0.49	36	0.43	25	0.56	19	0.47
Switzerland	28	0.49	12	0.57	36	0.50	33	0.39
India	29	0.49	20	0.51	20	0.58	38	0.36
Italy	30	0.48	11	0.57	24	0.56	42	0.32
Belgium	31	0.47	28	0.47	42	0.46	15	0.49
Indonesia	32	0.47	37	0.42	27	0.54	24	0.44
USA	33	0.45	24	0.49	31	0.52	39	0.36
UK	34	0.45	34	0.44	32	0.51	32	0.40
Russia	35	0.45	39	0.41	26	0.56	36	0.37
Argentina	36	0.44	31	0.46	30	0.52	40	0.35
Ireland	37	0.44	35	0.44	23	0.56	45	0.31
Brazil	38	0.43	33	0.44	38	0.49	41	0.34
Vietnam	39	0.42	40	0.39	34	0.51	34	0.38
Qatar	40	0.41	45	0.32	37	0.50	28	0.42
Kenya	41	0.41	38	0.41	44	0.44	35	0.38
Saudi Arabia	42	0.41	44	0.34	43	0.45	25	0.44
Peru	43	0.39	41	0.39	46	0.42	37	0.37
Kuwait	44	0.38	46	0.30	45	0.44	30	0.41
Egypt	45	0.38	42	0.34	39	0.47	44	0.31
China	46	0.37	43	0.34	41	0.46	43	0.32

Scores are rounded to two decimal places in the league table

A worldwide view offers personal reward

"I moved to learn something new about the world."

German expat living in China, age 50.

While some expats relocate to improve their financial prospects, our survey shows that for many this isn't the only factor. For these expats, there are numerous reasons to embrace an expat life, with financial considerations forming only a small part of the decision-making process.

Although more than a fifth (22%) of those surveyed did indeed move overseas to improve their earnings and more than a quarter (26%) did so to improve their job prospects, a far greater proportion had personal goals in mind.

Almost two in five (38%) moved for a new challenge, and just over a third (34%) moved to improve their quality of life.

Once they had arrived, 20% of expats felt at home in their new country almost immediately, up from 16% in 2016, and 56% took less than a year to settle in.

For the third year in a row, New Zealand tops the experience table. More than two-thirds (69%) of expats in the 'Land of the Long White Cloud' are living overseas for the first time compared with fewer than three in five (57%) of expats globally. Well over half (58%) of expats in New Zealand moved to improve their quality of life compared to just 34% of expats globally.

And expats in New Zealand are committed to the country. Seven in ten (70%) have lived there for

five years or more compared with just over half (52%) of expats globally.

There is similar data for expats in Spain - which ranked second for experience also for the third consecutive year. More than half (53%) of expats in Spain moved to the country to improve their quality of life. And when they arrived, almost a third (32%) settled instantly and two-thirds (66%) felt at home in under a year.

The quality of the experience, over other factors such as income level, is a fundamental part of the decision-making process when it comes to expat tenure.



Sydney – promoting a leisure lifestyle

With a huge natural harbour and a plethora of beaches, Sydney is the global leader for great leisure facilities, according to expats.

Almost half (45%) of those living in the metropolis rate it highly for gyms, swimming pools, open

air facilities, sports grounds and the like, helped by a year-round warm climate.

With almost four in ten (39%) expat 'Sydneyiders' praising its clean and safe public spaces, and nearly a third (31%) citing it as

an excellent base from which to explore and travel, almost three-quarters (72%) of expats living in the city report a higher overall quality of life here than in their home country.

Enriching life in retirement

"I moved to obtain citizenship and eventually retire."

South African expat living in Switzerland, age 38.

Retired expats in European countries report a hugely positive experience once they have given up work.

In Portugal, a new entrant this year to the Expat Explorer league table, 42% of expats are retired, compared with just 11% globally, drawn to a better climate (79%), lower cost of living (72%) and a more appealing lifestyle (57%). Almost all expats (96%) who had retired to Portugal rated it as a good or very good country to retire to.

While Portugal tops the list for those seeking a pleasant climate in older age, France comes in highest among retired expats for a more appealing lifestyle. Almost three-quarters (71%) of expats living there in retirement cite this as a motivation for the move.

Better healthcare standards also feature as a key reason that 58% of expat retirees have moved to France. (Indeed, 53% of all expats in France say their physical health is better than it would be at home.)

Elsewhere, many retired expats in the USA have moved to be close to friends and family (48%), for example.

However, retirement overseas is not without its concerns, not least the cost of living. Our data this year found that those planning to retire to European countries have particularly low levels of confidence in their financial provisions after they stop work. While 15% of expats globally rate their financial provisions for retirement (including savings, investments and pensions) as poor or very poor, the figure rises to

31% in Ireland, 27% in Spain and 18% in the UK.

With this in mind, only 38% of expats over the age of 45 living throughout Europe plan to stay on there in retirement.

On the other side of the world though, expats are more inclined to retire in their host country. Two-thirds (66%) of non-retired expats living in Oceania plan to retire there, the highest of any region, compared with 36% of expats globally. This rises to 74% of those already living in New Zealand and 63% in Australia. In fact, more than one in ten expats (14%) living in Oceania are already retired. For them, the call of their former home is clearly a faint one.



Berlin - a mecca for culture

The largest city in Germany, well-known for its festivals, contemporary arts scene, museums and architecture, is understandably popular among expats for its vibrant, diverse and tolerant culture.

But Berlin also ranks highly for a very reliable and convenient public

transport (57% compared with 33% globally) and an affordable cost of living (61% compared with a global average of just 17%).

With these benefits in mind, expats living here have plenty of opportunities to enjoy cultural events such as the Berlin International Film Festival as well

as permanent attractions including more than 400 galleries and 138 museums including those located on Museum Island - a UNESCO world heritage site.⁵

⁵ www.visitberlin.de/en

Few expats feel the need to return home

"I moved to gain knowledge in my work field and bring it back to my country."

Dutch expat, living in Canada, age 30.

Repatriation is a challenging time for expats.

Emotionally and practically, once you are an expat there's a sense that you remain so in many ways, and a surprisingly low proportion of the expats we surveyed around the world - just 23% - have been through a repatriation process.

Compared with expats in general, those who have repatriated at least once in their lifetime are more likely to be male, over the age of 55, have kept property in their home country and/or are moving around the world because of specific employment postings.

But the decision to repatriate is as much the wish or need to conclude an overseas life and reap the fruit of their experience as it is the draw of home. A fifth of expats (20%) returned home for career progression, rising to almost a third (29%) of high

earners with an income in excess of USD200,000.

However, the most common motivation for expats to return home is for family or personal reasons (32%), rising to 35% among women and 37% of those earning less than USD60,000 a year.

Only 4% of expats state the main reason they returned to their home country was due to financial reasons. And when expats did return home, 29% found the higher cost of living a challenge.

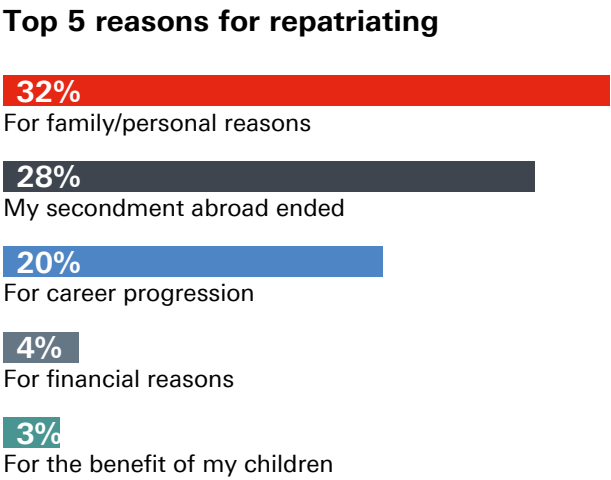
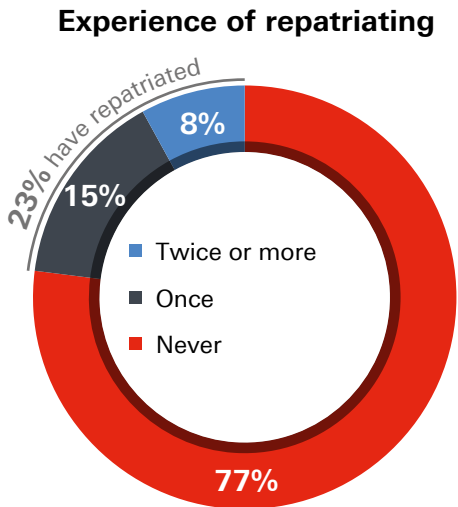
While the majority (81%) of expats returning home experienced at least one issue as a result, the main impact was an emotional rather than practical one. More than half (53%) of all repatriating expats said they missed their life abroad, rising to 61% of those aged under 35. Half of female expats (47%) and two-fifths


of male expats (39%) felt they no longer 'fitted in' when they returned to their home country.

Attitudes towards repatriation also differ by nationality. Expats from Australia (31%), the USA (30%) and the UK (25%) are most likely to return home, for example.

American and French nationals who did return home are more likely than other nationalities to find fitting in difficult. On the other hand, only 20% of Canadians and 20% of Germans found the experience of returning home challenging.

For many expats, repatriation is not on their radar for one important reason - they have found the improvement in their quality of life they were looking for, both for themselves and their children.





Family



Family League table

The Family league table ranks each country or territory using a score that summarises expats’ views on nine key questions about the family aspects of living in their adopted country. Three of these questions cover an expat’s relationships (for example, whether their social life is more active); a further three look at education and childcare (for example, the quality and cost of education); and the final three examine the impact of raising children abroad (for example, the ease of their children making friends).

Further details of the methodology for this league table can be found in ‘The research’ section at the end of the report.

Country	Family overall		Relation-ships		Education & childcare		Raising children	
	Rank	Score	Rank	Score	Rank	Score	Rank	Score
Netherlands	1	0.53	15	0.43	3	0.55	5	0.61
Sweden	2	0.52	27	0.35	1	0.61	6	0.60
Singapore	3	0.52	9	0.45	8	0.48	4	0.63
Norway	4	0.51	31	0.35	5	0.52	2	0.65
Germany	5	0.50	21	0.39	2	0.57	10	0.54
New Zealand	6	0.50	7	0.47	28	0.36	1	0.66
Philippines	7	0.49	1	0.55	7	0.49	30	0.43
India	8	0.48	5	0.48	11	0.45	13	0.52
Canada	9	0.48	4	0.49	24	0.37	8	0.58
Spain	10	0.48	6	0.48	23	0.40	9	0.57
Portugal	11	0.48	3	0.51	13	0.44	19	0.49
Australia	12	0.46	24	0.38	30	0.35	3	0.65
Czech Republic	13	0.45	29	0.35	4	0.52	21	0.48
Thailand	14	0.45	10	0.45	19	0.41	20	0.49
Bahrain	15	0.45	14	0.43	25	0.37	11	0.54
South Africa	16	0.44	35	0.33	21	0.41	7	0.58
France	17	0.44	22	0.38	10	0.47	23	0.48

Austria	18	0.44	38	0.33	6	0.51	22	0.48
Malaysia	19	0.44	16	0.42	15	0.43	24	0.47
Belgium	20	0.44	32	0.34	9	0.47	18	0.50
Italy	21	0.43	30	0.35	16	0.42	15	0.52
Mexico	22	0.42	2	0.51	31	0.35	33	0.41
Indonesia	23	0.42	19	0.41	14	0.43	29	0.43
UAE	24	0.42	18	0.41	35	0.32	12	0.53
Taiwan	25	0.42	13	0.43	20	0.41	34	0.41
Kenya	26	0.42	25	0.37	26	0.36	16	0.52
Brazil	27	0.42	8	0.47	43	0.28	17	0.51
Turkey	28	0.40	17	0.41	29	0.36	27	0.44
Japan	29	0.39	39	0.30	17	0.41	26	0.46
Argentina	30	0.39	12	0.44	27	0.36	37	0.36
Russia	31	0.38	28	0.35	22	0.41	36	0.38
Oman	32	0.38	20	0.41	42	0.29	28	0.43
Hong Kong	33	0.38	11	0.45	41	0.29	35	0.39
USA	34	0.37	36	0.33	34	0.33	25	0.46
Switzerland	35	0.37	44	0.25	33	0.33	14	0.52
Poland	36	0.35	43	0.27	12	0.44	42	0.34
Ireland	37	0.35	23	0.38	44	0.26	31	0.42
UK	38	0.34	33	0.34	36	0.32	38	0.36
Vietnam	39	0.34	26	0.37	37	0.31	39	0.34
Peru	40	0.34	37	0.33	32	0.34	39	0.34
Qatar	41	0.34	41	0.29	39	0.31	32	0.41
South Korea	42	0.32	42	0.28	18	0.41	46	0.28
Egypt	43	0.32	34	0.34	40	0.30	44	0.31
China	44	0.30	40	0.30	38	0.31	45	0.29
Saudi Arabia	45	0.27	46	0.23	46	0.23	41	0.34
Kuwait	46	0.27	45	0.25	45	0.24	43	0.31

Scores are rounded to two decimal places in the league table

Global living prompts greater wellbeing for the whole family

“ I moved to live somewhere less remote and closer to Europe; somewhere with access to history, with a strong culture, with easily accessible outdoors and green spaces.”

New Zealand expat living in the UK, age 60.

Our research this year shows that those who made the decision to leave the familiar in pursuit of a life that suited them better haven't been disappointed. Only 15% of expats globally, regardless of where they moved to or from, are considering leaving their new country of residence ahead of schedule.

There are certainly material benefits that bolster an improved sense of wellbeing among expats. More than four in ten (42%) take more holidays than they did at home, four in ten (39%) live in a better property and a quarter (25%) drive a better car.

More than half (53%) of expats believe the work/life balance is better in their host country and half (52%) feel their overall quality of life is better since the move.

Compared with 33% of expats globally, 59% of those living in Norway, 53% in New Zealand and 50% in Australia, now take part in more outdoor activity.

With 44% of expats being more active in their host country than they were at home, 36% report an improvement in their physical health. Partly as a result no doubt, two in five (40%) expats feel happier since the move abroad.

Those who have retired are very positive about their life overseas, with 55% feeling happier since moving abroad.

Our research also shows that the reputation some countries have for high levels of personal wellbeing is borne out by the expat experience there. Having a more positive outlook on life is significantly higher among those living in Mexico (55%), New Zealand (54%), and Australia (48%) than the global average. And a staggering 62% of those who have moved to Portugal and Thailand say they feel happier since making the move.

Financial security can have an effect on expats' emotional wellbeing too, just as it may for native residents. Our data shows that those with less disposable income than they had in their home country are more likely to report feeling lonelier (33% compared with 24% globally) or more stressed (32% compared with 23% globally), while nearly half (48%) of those with more disposable income report a more positive outlook on life.

But the expat experience is not just about individual wellbeing. The success or failure of a life overseas often depends on the happiness of the whole family.



Singapore – the urban breathing space

Known as the Garden City, expats living in this sovereign city-state believe it lives up to its title, with 75% praising its very clean and safe open spaces compared with just 25% of expats in other global cities.

But as the best city overall for expats for the third consecutive year, it offers much more than clean air. More than a quarter

(26%) of expats here feel their host city offers an excellent education system compared with only 10% of expats globally, and almost double the proportion of expat residents here appreciate the very reliable and convenient public transport system in Singapore than expats in general do (58% compared with 33% globally).

Added to the fact that 82% of residents report a greater sense of safety than they did at home, it comes as little surprise that 64% of expats say their own quality of life has improved and 74% say their children's lives have improved as a result of their move to Singapore.

Children thrive thanks to new experiences

“We moved for the quality education for our son and an opportunity for him to be bilingual.”

American expat living in Taiwan, age 55.

Northern European countries dominate our league table for family this year, headed up by the Netherlands, which has overtaken Sweden, the previous leader since 2015, into second position.

More than three-quarters (76%) of expat parents in the Netherlands say the health and wellbeing of their children is better than it was at home, compared with half (50%) of expat parents globally.

In Sweden, well-known for its family-friendly culture and healthy lifestyle, 36% of expats have children compared with 29% of expats overall. More than seven in ten expat parents (71%) here say setting up childcare and school was straightforward compared with only 39% globally, and 72% say the quality of childcare is better than it was at home compared with 43% globally.

With few positions at the top of this year’s Family league table correlating with the Economics, Experience or Overall country rankings, those with children may have difficult choices to make about where in the world to live for the best international life overall.

That said, more than half (56%) of expat parents who have moved abroad with their children would not have done anything differently.

While 11% of expats say they don’t think their host country will ever feel like home, only 6% of expat parents believe their children feel the same way.

Any period of overseas living, no matter how short, reaps rewards for expat children. Around a quarter (24%) of all expat parents found their children’s confidence and self-reliance improved thanks to the move.

However, parents report that the longer they are away from their home country and the more opportunity to expose their children to new experiences, the greater the benefits.

For example, more than three in five (61%) serial expat children are considered more open to new experiences and cultures

by their parents, compared with half (50%) of short tenure first-timers. Meanwhile, more than half (54%) of expat children living overseas for a long period are fluent in more than one language compared with just over two-fifths (42%) of those abroad for the first time and for a short period.

The choices parents make, not least their type of education, in their host country also plays a part in shaping their children’s expat experience.

Almost two-thirds (65%) of expat parents whose children attend an international school, bringing with it a diverse circle of friends, believe their child is more open to new experiences and cultures as a result of the move abroad, compared with just over half (55%) of those whose

children attend other types of schools there.

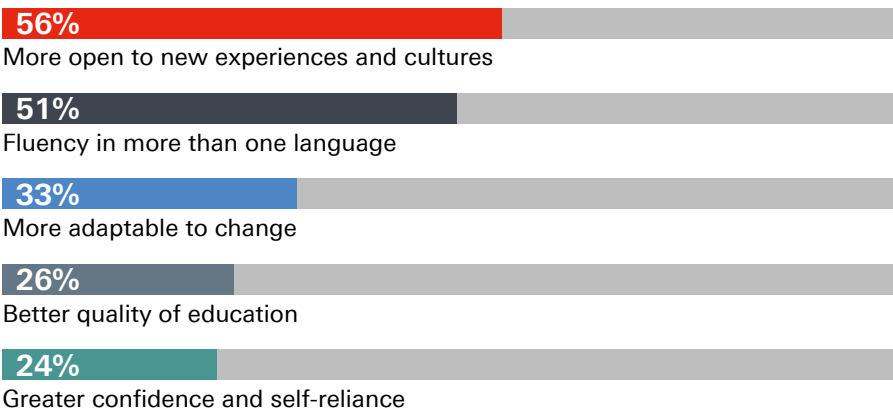
However, as with adults, life-stage has a strong influence on expat children’s experience. The older the child is when they move overseas, the more difficult they can find the transition.

Over two-fifths (41%) of expat parents with children aged 11 or older say they found making new friends difficult, compared with just over a quarter (26%) of those with children aged four or under.

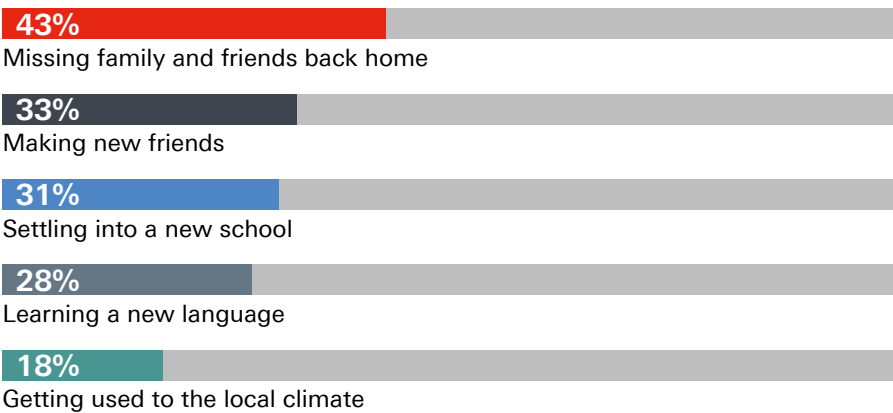
If parents were to change anything about moving their family abroad, almost one in four (24%) of those with children aged 11 or over say they would have made the move earlier if they could go back and do things differently.

Meanwhile, although nearly three in five (58%) of expats with children report a higher cost of raising a family overseas than in their home country, only 4% say it would have been better to have left them in their home country.

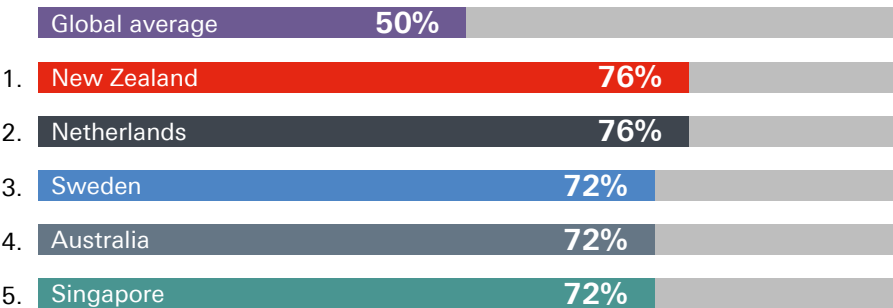
Top 5 benefits of living abroad for children



Top 5 challenges of living abroad for children

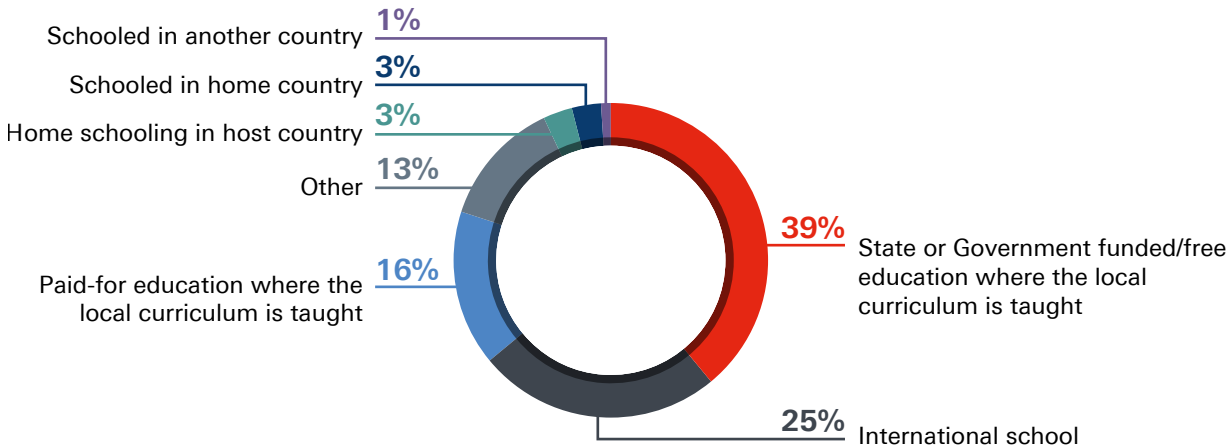


Top 5 countries for improvement in children’s health and wellbeing



Compared with their home country

Type of school children attend





Country reports



Australia

Expats in Australia

Expats arriving on Australian shores hoping to sample an inclusive, family-friendly way of life haven't been disappointed.

More than a third (34%) say their social life is better than at home and three-quarters (75%) feel they are integrating well with local people and culture, compared with a global expat average of just under two-thirds (64%). These figures mean the land down under ranks second in the world for integration.

It's a similar story for expat children, with 43% of expat parents reporting that their children have found it easier to make new friends than at home, (compared with 31% globally) putting the country seventh for children socially.

Australia's reputation for a healthy lifestyle is also reflected in the survey's results. Coming in fourth place across the globe for health benefits, over half (52%) of those who have moved to the country report that their health is better as a result, against a global average

of only a third (36%). And, more than half (58%) say organising healthcare was easy here.

The benefits extend to the whole family, with more than seven in ten expats surveyed (72%) saying the health and wellbeing of their children has improved since moving to Australia. Meanwhile, almost eight in ten (79%) believe their family's overall quality of life has taken a turn for the better since arriving.

For children then, a life in Australia clearly helps set them up for a healthy future. The country comes in third for overall quality of life and fourth globally for children's health and wellbeing.

But the attraction for expats in Australia isn't just the pursuit of a great lifestyle. The proportion of new residents in the country who say their earnings potential is better than at home has increased by 12 percentage points to almost two-thirds (60%) since 2016.

More than half (56%) of expats say Australia offers good career progression. And around two-thirds (62%) of expats are

positive about the local economy compared with half (53%) of expats globally.

Australian nationals abroad

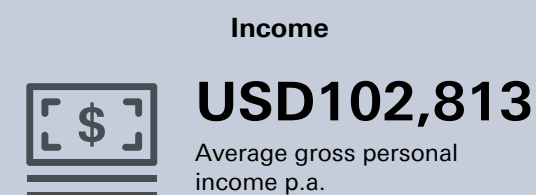
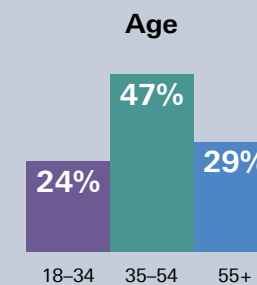
Australian expats are dynamic. Half (49%) moved abroad for a new challenge compared with a global average of around a third (38%).

They don't stay away as long as some other nationalities. A third (34%) have been gone less than two years compared with only a quarter (26%) of expats in general and almost one in ten (8%) have been abroad for less than six months (compared with 6% globally).

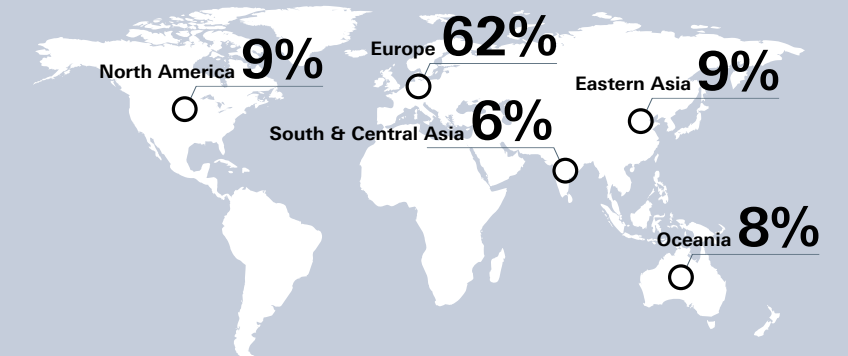
This may be why almost half (44%) of Australians currently living abroad and earning a typical income of around USD136,000 have kept their wealth at home compared with only a third (33%) globally.

Expats in Australia

1,446 foreign nationals in Australia



Top 5 regions of origin

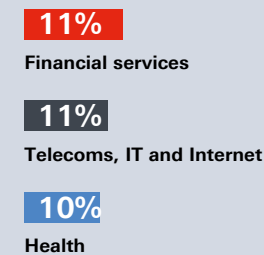


Property ownership

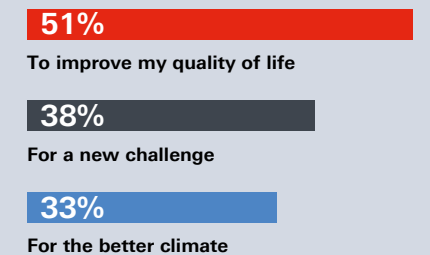
55%
In Australia

69%
Somewhere in the world

Top 3 employment sectors



Top 3 reasons for moving here

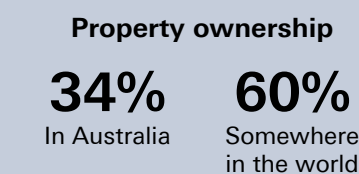
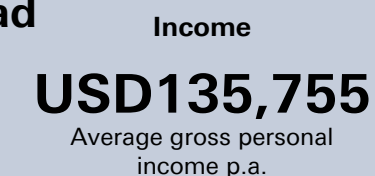
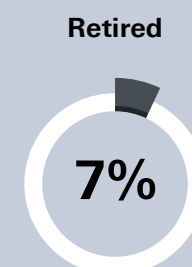
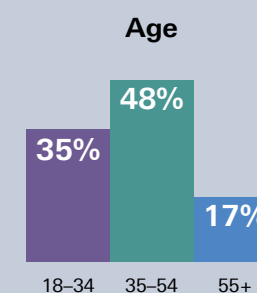


Employment status

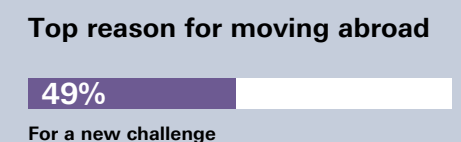


Australian nationals abroad

1,034 Australian nationals living abroad



Top 3 destinations





Canada

Expats in Canada

Expats in Canada say their new home is stable, safe, and very friendly.

Of all the countries in the world, expats rank Canada one of the most welcoming regardless of race, gender, sexual orientation or faith. In fact, 76% say their new home is more open-minded than the country they come from. A figure which is rising year-on-year and is up 7 percentage points since 2016 alone.

Perhaps that's part of the reason three-quarters (74%) of expats here say they are integrating well with the local people and culture compared with less than two-thirds (64%) of expats globally.

In general, 65% of expats say their quality of life is better in Canada than it was at home compared with 52% of expats globally. Children find the move especially positive according to their parents, with 74% of expat parents saying their children have a better quality of life than they did at home, compared with 59% globally.

Personal and family wellbeing is only part of the story. Canada

is also considered an eminently stable country, and expats here feel it is becoming ever more so. Confidence in the local economy has improved by 14 percentage points since last year to 70% of expats, compared with 53% globally.

More than eight in ten (83%) also believe Canada offers political security, a far larger proportion than the four in ten (45%) of expats overall.

Around half (56%) of those living here say it is a good place for expats to start a business (compared with 41% globally). This places Canada third in our global expat entrepreneurship rankings.

For those working there are clear benefits from the move. More than half (58%) of expats in Canada say it is a good choice for career progression and 45% report greater job security than at home.

Half (51%) of expats here live in a better property since their move compared with two in five (39%) of expats globally, and six in ten (60%) own property in Canada compared with only 37% of expats globally who own a home in their host country.

In fact, with their key concerns about their financial wellbeing focusing on tax increases (36%) or global political or economic uncertainty (28% and 33% respectively) expats in Canada are financially committed to the country overall.

Seven in ten (70%) of expats in Canada hold the majority of their total wealth here, including savings, investments and pensions, compared with only 46% of expats globally.

Canadian nationals abroad


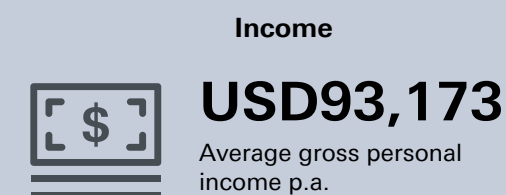
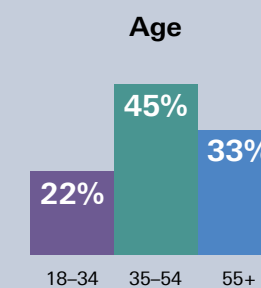
Canadians living as expats command an average income of USD111,000 compared with the global average expat income of USD100,000.

And though a third (34%) say the work/life balance isn't as good as it would be at home, almost a quarter (22%) say their physical health is better.

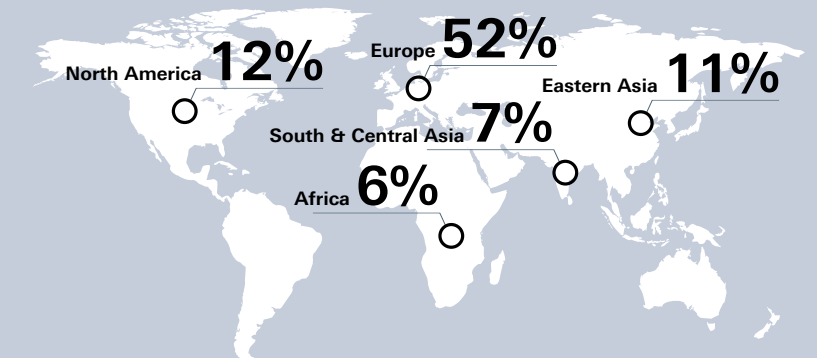
Meanwhile, 41% say the move has brought them closer to their partner and 40% say they are closer to their children as a result of moving abroad.

Expats in Canada

1,188 foreign nationals in Canada



Top 5 regions of origin



Property ownership

60%
In Canada

71%
Somewhere
in the world

Top 3 employment sectors

14%
Financial services

10%
Telecoms, IT and Internet

9%
Health

Top 3 reasons for moving here

48%
To improve my quality of life

37%
For a new challenge

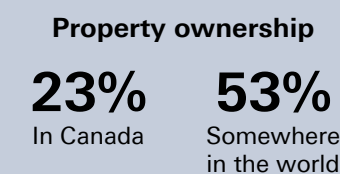
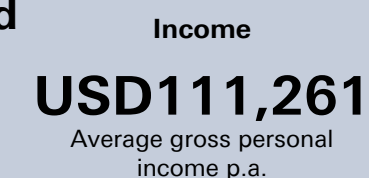
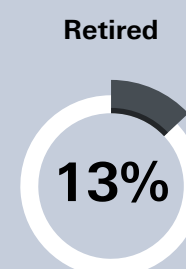
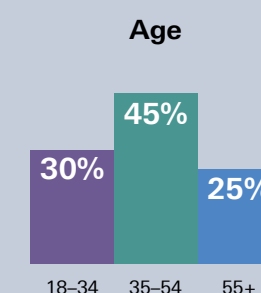
19%
To improve my job prospects

Employment status



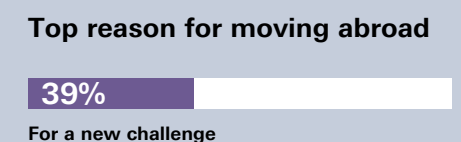
Canadian nationals abroad

965 Canadian nationals living abroad



Top 3 destinations

29% UK **14%** USA **6%** Mexico





China

Expats in China

As one of the world's economic powerhouses, a move to China offers expats numerous career and income advantages.

Seven in ten expats here (70%) say the country offers strong job prospects compared with only five in ten globally (54%) and in Eastern Asia as a region (48%). Representing a 16 percentage point increase since 2016 alone, this means China now comes in second in our global rankings for career progression.

Half of all expats in China (50%) say they have more chances to acquire new skills here than at home, and they earn significantly more than the average expat – typically around USD171,000 compared with USD100,000 globally and USD115,000 regionally.

In fact, a quarter (25%) of China-based expats earn more than USD200,000 annually compared with just under a fifth (16%) regionally. This helps more than half (55%) save more disposable income than they did at home.

Money which is often set aside for saving or investing for retirement (38%), long-term investments (29%) or property (also 29%).

But the improvement in income also offers more immediate benefits. More than a third (35%) say they now get more help at home compared with a fifth (18%) globally. And almost half (47% compared with 42% globally and 46% regionally) say they can take more holidays since the move.

This, along with greater confidence in the local economy (61%) and political stability (52%) than the average expat (53% and 45% respectively), suggests those living here feel a strong sense of personal and financial stability in their current lives. This is especially compelling given that they are spread across the country far more than expats in other nations.

Chinese nationals abroad

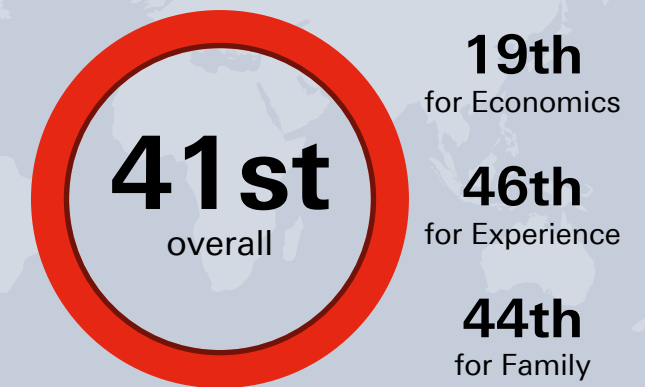
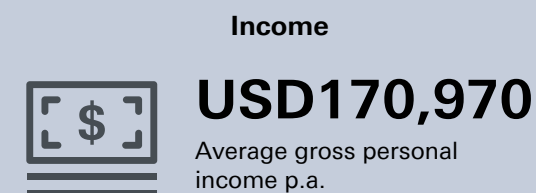
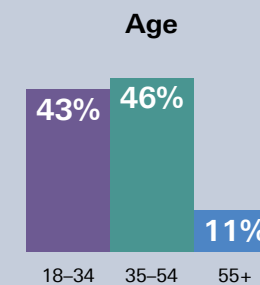
The Chinese abroad earn USD79,000 a year on average. Though lower than the global average of just under USD100,000, and the regional average of USD83,000, it equates to a typical increase in gross income of 28% since moving abroad.

This income is often spent on property. More than half (54%) of Chinese expats own a property in their host country compared with a global average of only a third (37%) and a similar regional average (39%). They have often bought homes as an investment (36%) or to avoid renting (34%).

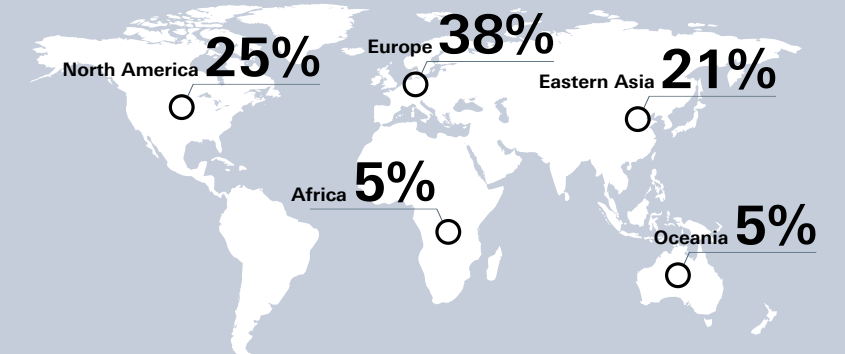
Chinese nationals living abroad are more likely to own property in both their home country and their host country than other expats (13% compared with a global average of 9%). Their homes in China are often used to provide a property for them to live in when they return (46%), but many currently house friends and family (42%) compared with a global average of 29% and a regional average of 38%).

Expats in China

262 foreign nationals in China



Top 5 regions of origin

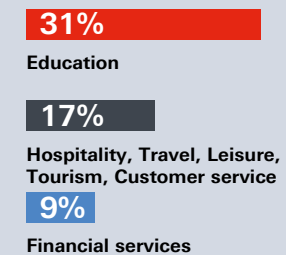


Property ownership

23%
In China

65%
Somewhere
in the world

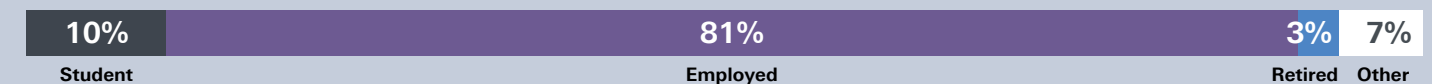
Top 3 employment sectors



Top 3 reasons for moving here

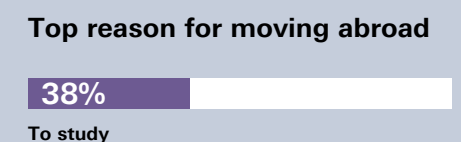
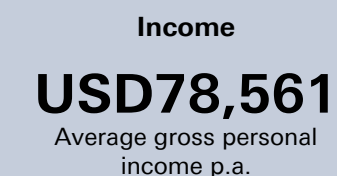
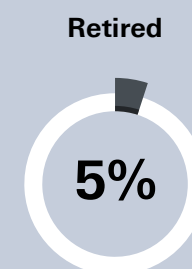
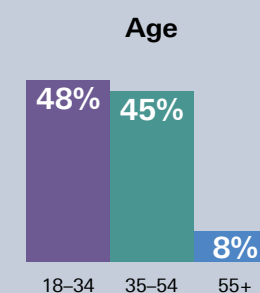


Employment status



Chinese nationals abroad

301 Chinese nationals living abroad





France

Expats in France

Expats from all over the world are drawn to France for the enviable lifestyle the country offers.

Three-quarters (75%) say their work/life balance is better here than in their home country, putting France fourth in our global ranking. A significant seven in ten (70%) also report their overall quality of life is better than it was at home and two-thirds (64%) of those with families say their children's quality of life is better.

Overall, more than half (53%) of those now living in France say their physical health is better than it was at home (compared with only 36% of expats globally), ranking the country third for expat health.

And, they are not enjoying life in isolation. More than seven in ten (72%) relish immersing themselves in the local culture and more than two-thirds (67%) say they are integrating well.

It therefore makes sense that so many expats either move to France in retirement or stay on after work. Almost two-fifths of

expats in France are retired (39% compared with 11% globally) and three-fifths (58%) are aged 55 and over compared with only one in five (22%) expats globally.

They have specific needs, wants and concerns when it comes to their money. Among those aged 55 and over, 58% live in a better property, 40% participate in more local community activities and 37% take more holidays since the move.

For them, the exchange rate is a particular concern for their financial wellbeing (55% compared with 31% of global expats of all ages), followed by global economic uncertainty (34%) and global political uncertainty (42%).

For those who still work, the country is beginning to gain ground when it comes to careers. Since 2016 there has been a 7 percentage point improvement in the number of expats who feel France is a good place to start a business and an 8 percentage point uplift in the number of expats who say it's a good place to improve career prospects (18% and 24% respectively).

Expats of all ages in France also feel more confident in the local economy than they did last year (up 7 percentage points to 39%).

French nationals abroad

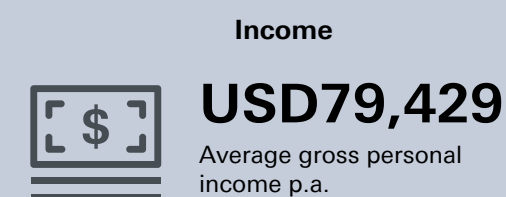
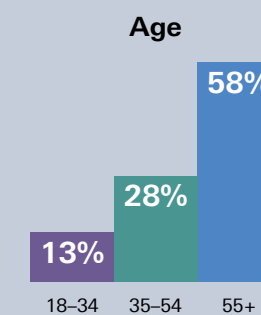
With an average income of USD112,000, French expats earn around a fifth more (10%) abroad than they did at home. More than one in ten (12%) has even doubled their income with the move.

The increase helps more than three-quarters of expats (78%) save the same or more than they did at home, money which is being saved for buying property (45%) or their retirement (43%).

And although more than half of French nationals abroad are serial expats, (55% compared with a global average of 43%) their assets are more evenly split between their host and home country than other expats' wealth. Almost half (46%) of French expats have wealth in their host country and 37% also have assets in their home country (compared with 33% of global expats).

Expats in France

502 foreign nationals in France

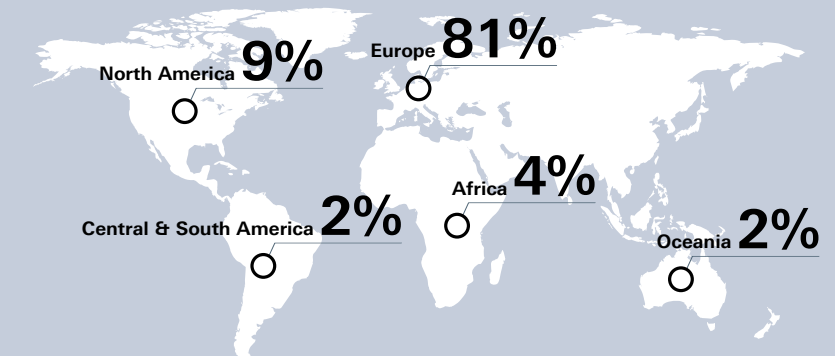


39th
for Economics

9th
for Experience

17th
for Family

Top 5 regions of origin

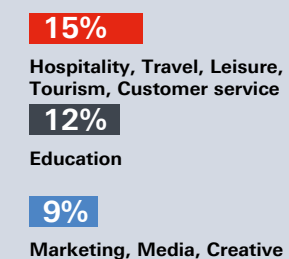


Property ownership

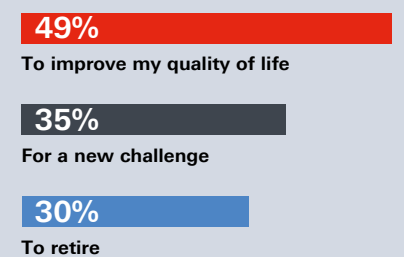
69%
In France

80%
Somewhere
in the world

Top 3 employment sectors



Top 3 reasons for moving here

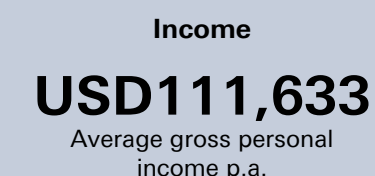
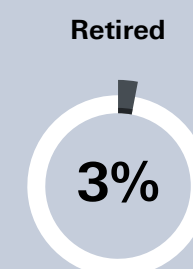
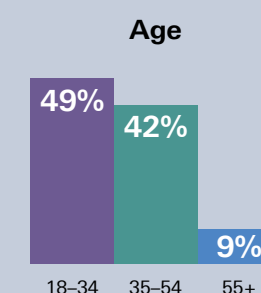


Employment status



French nationals abroad

1,332 French nationals living abroad

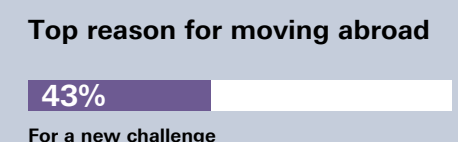
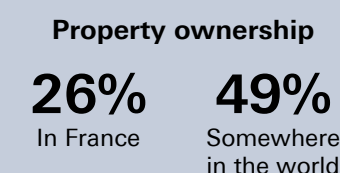


Top 3 destinations

47% UK

12% USA

3% Spain





Hong Kong

Expats in Hong Kong

Hong Kong offers expats a robust economy in which to develop their professional lives and plenty of opportunity to enjoy their free time.

Almost eight in ten (78%) expats work full time here compared with only six in ten (61%) globally and a similar percentage in the Eastern Asian region (64%). And it pays off. Almost seven in ten (67%) rate Hong Kong highly for career progression, a figure that has remained high for the last three years (68% in 2015 and 2016).

But the work of the expat here isn't all about big business. More than half (53%) of expats feel Hong Kong is a good location for starting a business – the seventh best environment in our global ranking.

With that in mind, it also ranks a high seventh place when it comes to the financial services available to support those living here. More than half of expats in Hong Kong say it was easy to organise their finances, such as setting up bank accounts, arranging insurance, and paying taxes on arrival (53%

compared with 43% globally and 39% regionally).

While expats' perceptions of the career and business potential here have remained consistent in recent years, they feel the economic backdrop is becoming increasingly strong.

This year, almost two-thirds (65%) of expats in Hong Kong say they feel confident about the local economy. That's up 13 percentage points since 2016 and 5 percentage points since 2015, despite sustained global economic uncertainty.

The business-minded expat is also able to enjoy their time off here. Almost two-thirds of expats (58% compared with 57% globally) report that they have greater disposable income than they did at home. And the proportion of expats who feel Hong Kong offers a good work/life balance (36%) is up 9 percentage points since 2016.

In fact, almost half (48%) say they now have a more active social life than they did at home, ranking it fourth in our global rankings for having a more active social life.

Hong Kong nationals abroad

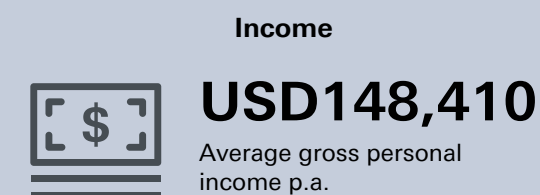
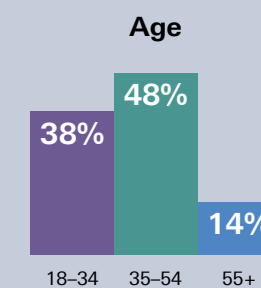
While the majority (59%) of Hong Kong natives overseas are employed full-time, 15% are students - more than three times the global average (4%) and higher than the regional average (10%).

Two-thirds (66%) of Hong Kong expats living abroad are away from home for the first time and almost half (43%) are under 35 years old compared with only a third (33%) of expats globally.

More than a third (35%) of Hong Kong nationals abroad have found a partner while living as an expat. At the same time, two in five (39%) say the move has brought them closer to their partner and more than half (56%) of expats from Hong Kong with children say the move has brought them closer compared with two in five (40%) expats globally and half (54%) regionally.

Expats in Hong Kong

423 foreign nationals in Hong Kong

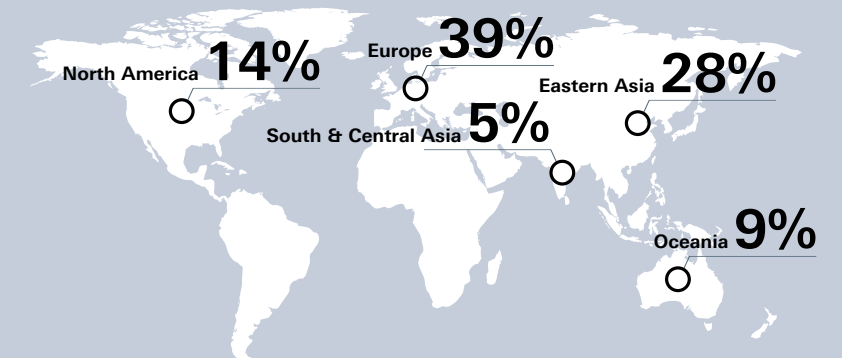


18th
for Economics

21st
for Experience

33rd
for Family

Top 5 regions of origin

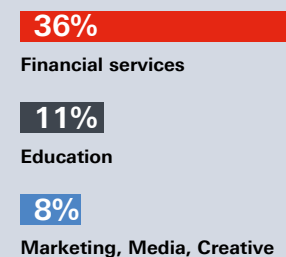


Property ownership

26%
In Hong Kong

66%
Somewhere
in the world

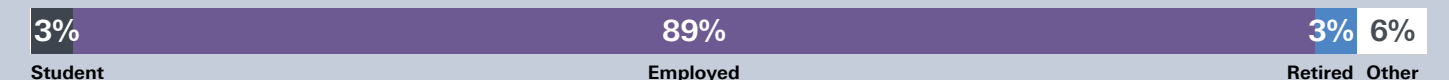
Top 3 employment sectors



Top 3 reasons for moving here

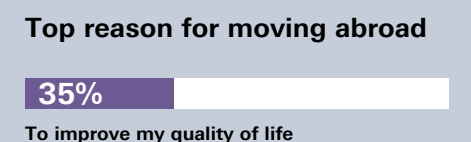
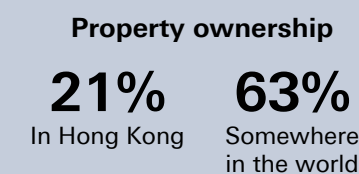
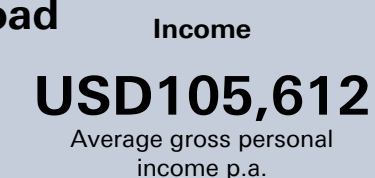
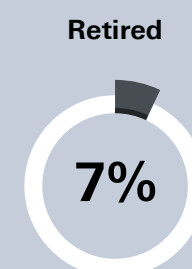
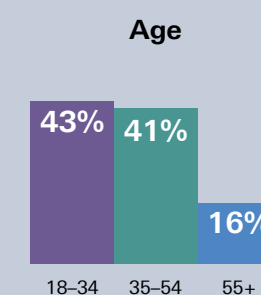


Employment status



Hong Kong nationals abroad

210 Hong Kong nationals living abroad





India

Expats in India

India draws many expats for work and financial opportunities, but new arrivals here often find their family life improves significantly too.

Against a backdrop of extensive economic reforms, expats in India report high levels of confidence in the local economy (71% compared with 65% in the South and Central Asia and 53% globally) and political stability (58% compared with 54% regionally and 45% globally).

At the same time, India has leapt up the global rankings for professional development. The number of resident expats who recommend the country for career progression has increased by 12 percentage points since 2016 to almost two-thirds (63%), placing it seventh in our ranking for career progression.

More than half of expats here say the country is a good place to start a business (55% compared with 41% globally and 50% in the region). It is worth their while too. At USD176,000, expats in India earn one of the highest average incomes in the world.

Just like their native peers⁶, many expats spend their money on property. Three-quarters (77%) of expats in India own property somewhere in the world compared with a global average of two-thirds (62%).

Indeed, more than one in ten (15%) of expats here own property in both their host and home countries, more than the 9% of expats globally who do so.

A quarter (24%) own three or more properties in total compared with one in ten (14%) globally.

The family side of things have also significantly improved thanks to the move.

Almost half (48%) of expat children easily make new friends according to their parents, ranking India third in the world. And despite the hard work, growing numbers of couples feel a new life in the country has done their relationship good.

More than half of expats here (54%) say they are closer to their partner since the move, up 15 percentage points since 2016. This means India is now ranked second

in our global rankings for bringing expat couples closer together.

Indian nationals abroad

Indians living as expats often find their new host country also offers many benefits. More than half (56%) say their new location offers good career.

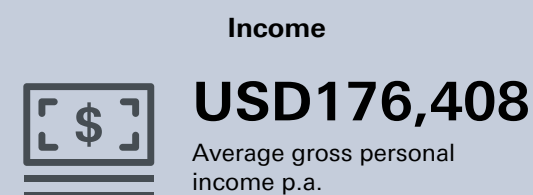
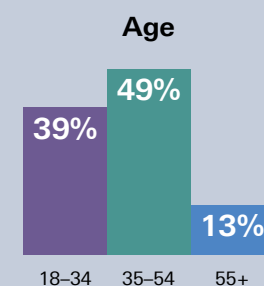
They report a significantly higher income since moving abroad. At around USD86,000, it is lower than the global average of just under USD100,000. But it equates to a typical increase of 43% against their home income compared with a global average increase of only 25%.

More than half (52%) of Indians living abroad have kept most of their assets in India. Property is a key part of their financial portfolio.

Almost two-thirds (61%) have property in India - a significantly larger proportion than the third of expats globally (32%) who own property in their home country. Most Indian expats plan to live in their property when they return (47%) and/or it currently provides a home for family or friends (37%).

Expats in India

223 foreign nationals in India

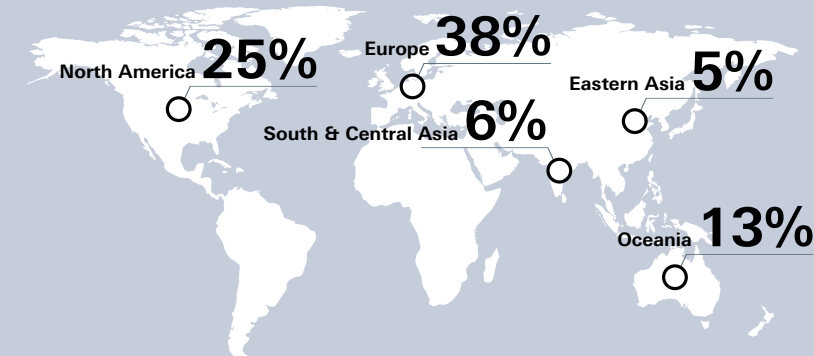


15th
for Economics

29th
for Experience

8th
for Family

Top 5 regions of origin



Property ownership

31%
In India

77%
Somewhere in the world

Top 3 employment sectors

16%
Construction and Engineering

15%
Financial services

12%
Telecoms, IT and Internet

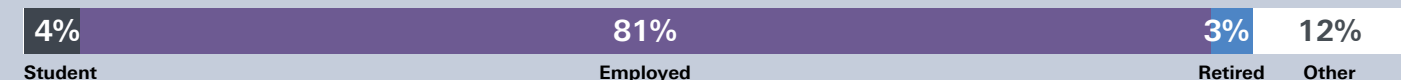
Top 3 reasons for moving here

35%
Sent by an employer

34%
For a new challenge

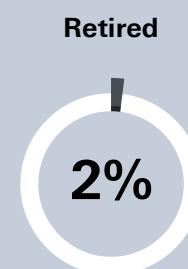
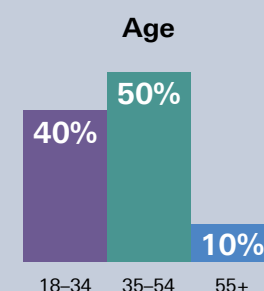
29%
To improve my job prospects

Employment status



Indian nationals abroad

1,285 Indian nationals living abroad



Income

USD85,906
Average gross personal income p.a.

Property ownership

61%
In India

74%
Somewhere in the world

Top 3 destinations

28% UK

21% UAE

8% USA

Top reason for moving abroad

41%
To improve my earnings



Indonesia

Expats in Indonesia

For those in search of a new life abroad, Indonesia offers a financially compelling new home, family benefits, and the chance to make new friends.

With an average annual income of almost USD134,000 compared with a global average of around USD100,000, and an Eastern Asian region average of USD115,000, expats in Indonesia earn around 25% more than they did at home. In fact, a fifth (21%) earn more than USD200,000 a year, almost double the 11% global average and higher than the regional 16% average.

Almost two-thirds (63%) of those living here say they have more disposable income than they did at home. Similarly, around six in ten (61%) can save more, matching the regional average and exceeding the 52% global average. They are saving towards retirement (52%), property (33%) and protecting family and assets (33%).

But a life in Indonesia provides significant personal benefits too. For example, two in five (39%) expats here have a more

active social life than they did at home. Two-thirds find it easy to make friends compared with half (53%) of expats globally. Up 7 percentage points since 2016, Indonesia now ranks seventh highest for making new friends.

More than two in five expat parents say their children have made new friends easily too (43% against a global average of 31% and a regional average of 35%). The figure is up by 13 percentage points since 2016 placing Indonesia sixth for children making new friends.

That's good news considering that 42% of those moving to Indonesia have families compared with 29% of expats globally.

Since 2016 there has been a 25 percentage point rise in the number of expats who say that the quality of education in the country is better than it would be at home (45%). And the number of expats who say the quality of childcare is better than at home is up by 18 percentage points since 2016 to 43%, matching the global average.

The number of expats who believe their children's overall health and

wellbeing is better in Indonesia than at home has risen by 21 percentage points since 2016 to 35% of all expats with families here.

Indonesian nationals abroad

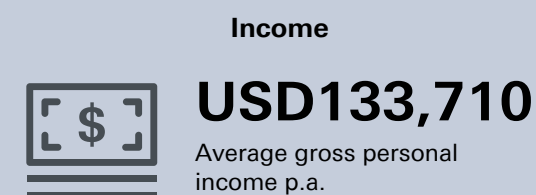
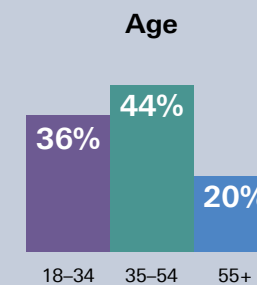
Many Indonesians abroad are pursuing personal goals rather than family ones. Indonesian expats are usually younger than average (52% are under 35 compared with 33% globally and 46% regionally). They are also three times more likely to be students (14% compared with 4% of global expats and 10% of expats from the region).

Most work though (69%), and despite the average income (USD75,000) coming in under the global average of USD100,000 they find their professional life abroad is a very positive one.

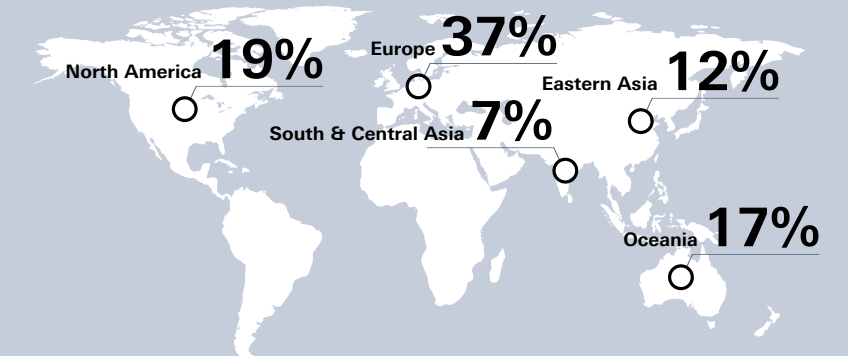
More than two-thirds (67% compared with a global average of 49% and a regional average of 59%) feel the work culture is better than at home. A similar number (61% compared with a global average of 50% and a regional average of 55%) report a greater sense of personal fulfilment at work.

Expats in Indonesia

223 foreign nationals in Indonesia



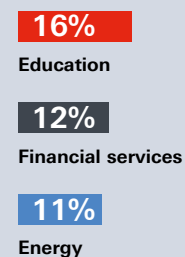
Top 5 regions of origin



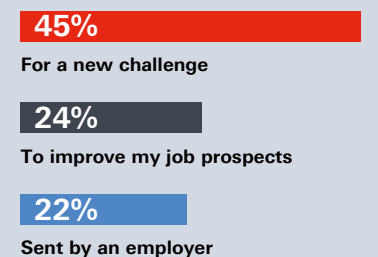
Property ownership



Top 3 employment sectors



Top 3 reasons for moving here

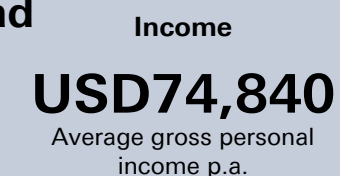
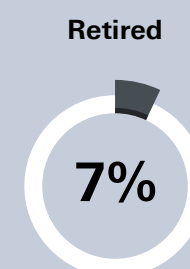
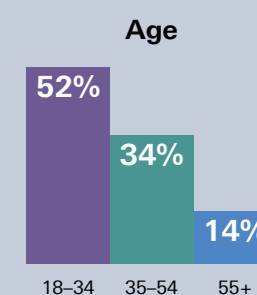


Employment status

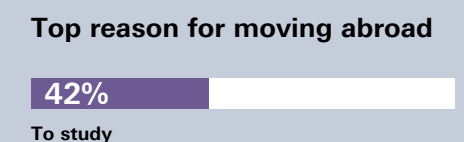


Indonesian nationals abroad

1,285 Indonesian nationals living abroad



Top 3 destinations





Malaysia

Expats in Malaysia

A move to Malaysia gives expats new opportunities in a stable environment and the chance to enjoy family and personal time among many other benefits.

More than a quarter of those living here (28%) are confident in the country's political stability, up by 14 percentage points since 2016.

Meanwhile, 34% have confidence in the local economy – up 11 percentage points this year – though this is significantly lower than the 53% of expats globally.

A move here is an easy transition to make too. For example, more than half of expats in Malaysia say organising healthcare (54%), finding accommodation (61%) and arranging childcare and schooling (52%) was easy.

Once settled, life continues to be very positive for most expats. More than half (55%) live in a better property than they would have at home and/or take more holidays, and a quarter (28%) have more domestic help. A fifth (18%) even say they donate more to charity.

The expat experience here is also a sociable one. Almost two-thirds (61% compared with 53% globally and 55% regionally) say they found it easy to make friends. More than two-fifths (44%) say they have a more active social life now than they did at home compared with only a third (31%) of all expats around the world and two-fifths (40%) regionally.

For children, Malaysia ranks eighth for making new friends. More than two-fifths of expat parents (43% compared with 31% of all expats) say their children have formed new friendships easily here.

Overall, 44% of all expats now living in Malaysia say they are happier since the move.

Malaysian nationals abroad

The expat life abroad is a new experience for most Malaysians abroad (74%).

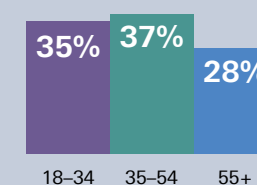
More than a third (34%) left home to study compared with only 12% of expats in our survey. Two-fifths (40%) moved to improve their quality of life (compared with 34% globally and 35% regionally) and a comparable proportion (37%) left to pursue new job prospects. Almost three-quarters (73%) say their host country offers better chances to acquire new skills than their home country.

More than a third (38%) of Malaysians abroad travelled to improve their earnings. With an average 42% increase in their gross annual income since the move to just under USD66,000, they have clearly been very successful.

Expats in Malaysia

260 foreign nationals in Malaysia

Age



Income



USD98,072

Average gross personal income p.a.

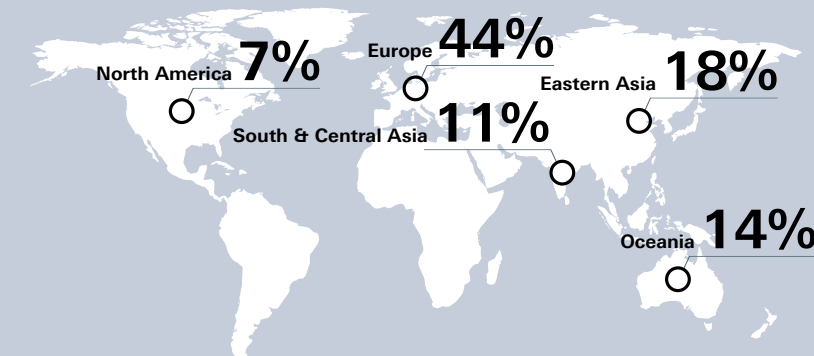


33rd
for Economics

22nd
for Experience

19th
for Family

Top 5 regions of origin



Property ownership

33%
In Malaysia

70%
Somewhere
in the world

Top 3 employment sectors

15%
Education

14%
Financial services

13%
Construction and Engineering

Top 3 reasons for moving here

33%
For a new challenge

32%
To improve my quality of life

22%
Sent by an employer

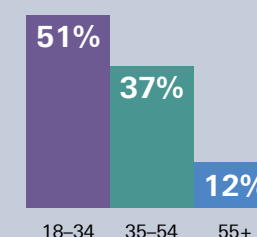
Employment status



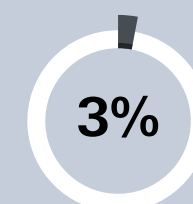
Malaysian nationals abroad

324 Malaysian nationals living abroad

Age



Retired



Income

USD65,882

Average gross personal income p.a.

Property ownership

32%
In Malaysia

63%
Somewhere
in the world

Top 3 destinations

39%
Singapore

27%
UK

10%
Australia

Top reason for moving abroad

40%
To improve my quality of life



Singapore

Expats in Singapore

A strong economy, impressive track record for families and confidence in their financial affairs are among the many reasons expat life in Singapore is outstanding. The city-state ranks first overall once again this year, but an expat life here comes at a price.

Three-quarters of expats (73%) say the country offers better earnings potential than their home country. Indeed, they report a 42% increase in their annual income since the move to an average of almost USD118,000. This figure is USD18,000 higher than the average expat income globally and USD3,000 higher regionally.

Not only that, but expats in Singapore are also very confident in the strength of the local economy (73%) and Singapore’s political climate (83%).

It is understandable then, that the greatest concern over their financial affairs is the future of the global economy. Half (48%) of all Singapore-based expats, compared with only a third (31%) of expats generally, and two-fifths

(37%) of expats regionally, cite economic uncertainty globally as a key concern.

More than two-thirds (65%) of expats here say they have more disposable income than at home. The money is spent on taking more holidays since the move (50%), living in a better property (40%). And those setting money aside are saving for retirement (57%), property (44%) or other long-term investments (40%).

But an expat life in Singapore is not cheap, especially for the 40% of expats we surveyed who have families.

Almost nine in ten expat parents (85%) say childcare is more expensive than at home. But with Singapore ranked second in our global rankings for the quality of children’s education, the investment seems worth it.

Considered one of the safest, most secure destinations in the world (82% of expats say they feel safer here than at home to rank the country second globally) Singapore also comes in third in our rankings for family.

This includes ranking third for the quality of childcare (68% of expat parents say it is better than at home), fifth for children’s health and wellbeing (72% say it is better than at home) and sixth for their children’s overall quality of life. In fact, 74% of expat parents say their children have a better quality of life here than they would have at home.

Singaporean nationals abroad

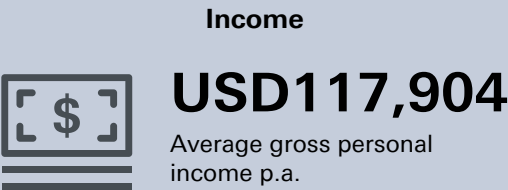
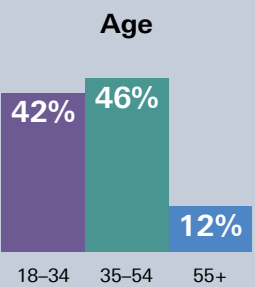
Such a highly regarded home country means a comparative lifestyle abroad is a tall order for Singaporeans. However, the key positives they report are important ones.

Seven in ten (70%) Singaporeans abroad say their work/life balance is better than it was at home, compared with 53% of expats globally.

Two-fifths (42 per cent) of Singaporean expats say their social life is better than it was at home and two-fifths (43 per cent) believe the move has brought them closer to their partner.

Expats in Singapore

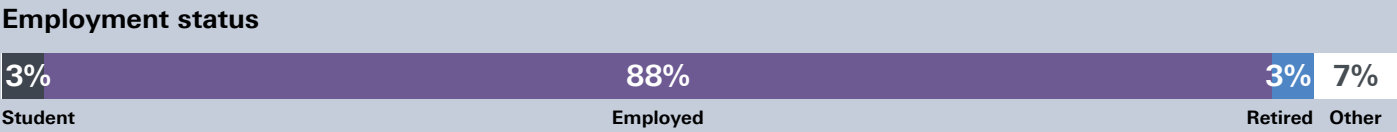
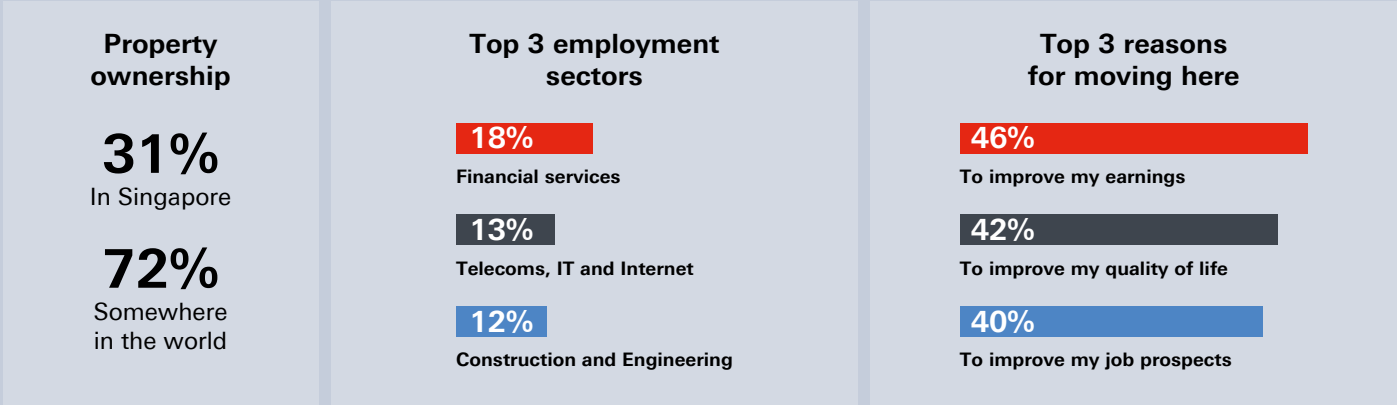
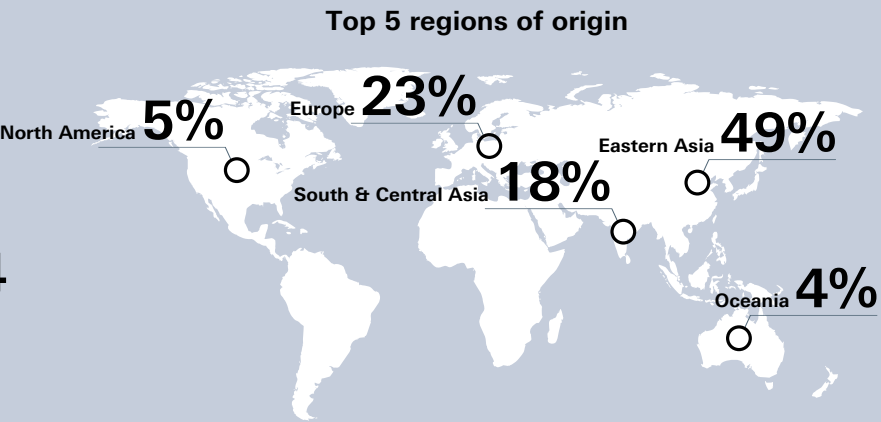
476 foreign nationals in Singapore



4th
for Economics

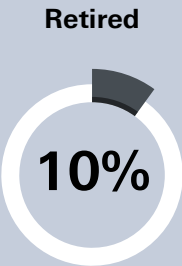
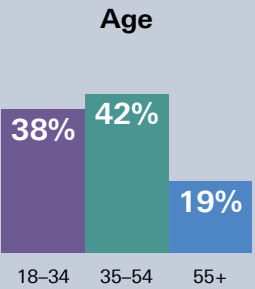
4th
for Experience

3rd
for Family



Singaporean nationals abroad

118 Singaporean nationals living abroad





Spain

Expats in Spain

Expats in Spain experience significant improvements in many aspects of their personal lives.

Almost three in five (58%) say their physical health is better here than it would be at home and nearly three-quarters (73%) say their overall quality of life is better, ranking Spain the number one country in our survey for both of these benefits.

But they are not enjoying newly improved health in isolation. Around three-quarters are enjoying immersing themselves in local culture and integrating well with local people (75% and 73% respectively). Spain is also ranked number one for a more active social life compared with an expat's home country (51% say their social life is better here).

With 44% of expats here over the age of 55, compared with a global average of 22%, Spain is also ranked one of the very best countries to retire to in the world.

For those who are working, 65% say the work/life balance is better than at home and a growing number of expats feel this is a good place to start a business (24%, up 8% since 2016).

Spanish nationals abroad

While Spain-based expats tend to be older, those leaving the country are some of the youngest in the world. Almost half (47%) are 34 or under compared to 33% globally, and only 4% are 55 or over.

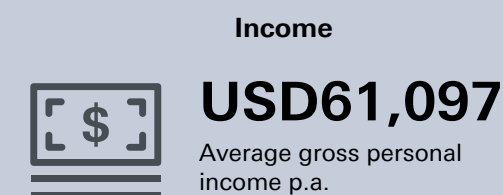
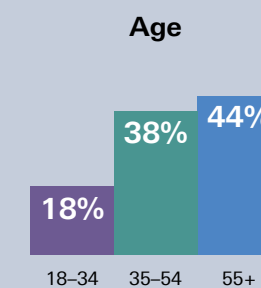
Many moved to boost their careers, with 43% (compared with 26% of expats globally) leaving to improve their job prospects and more than a quarter (27%) looking for a higher level of income (compared with 22% globally).

The vast majority have achieved their aims. Almost nine in ten Spanish expats (88%) are at work in their host country compared with 78% of expats generally.

With more than half (56%) of those reporting a better work culture than at home, over three in five (61%) say they have better job security in their host country too.

Expats in Spain

915 foreign nationals in Spain

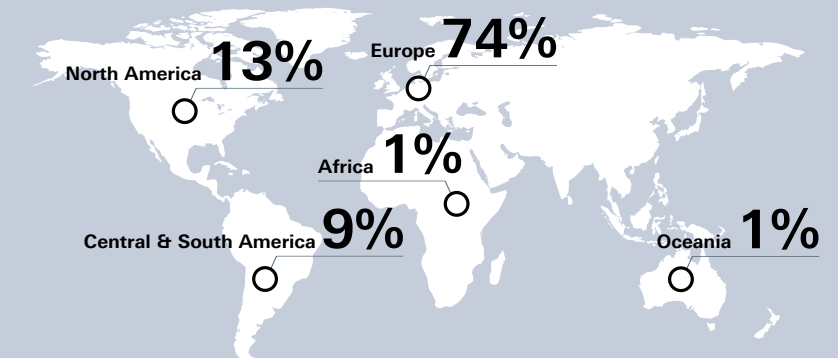


40th
for Economics

2nd
for Experience

10th
for Family

Top 5 regions of origin

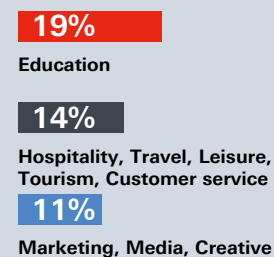


Property ownership

54%
In Spain

67%
Somewhere
in the world

Top 3 employment sectors



Top 3 reasons for moving here

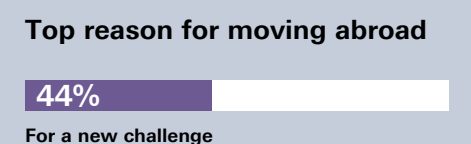
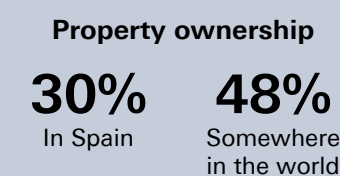
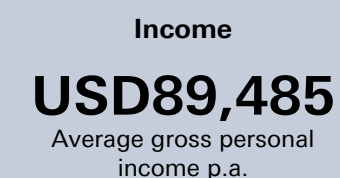
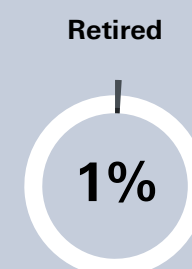
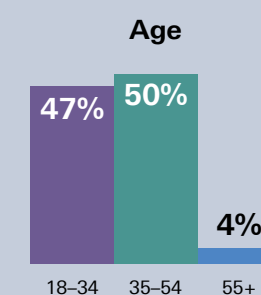


Employment status



Spanish nationals abroad

513 Spanish nationals living abroad





Taiwan

Expats in Taiwan

Expats in Taiwan feel safe, welcome and better off financially than they were at home.

Of all the expat communities, those living in Taiwan are more distinctive than most. They are usually male (71%) and come from either North America (40%) or Europe (26%).

Those that work earn an average of around USD68,000 compared with a global average of USD100,000 and an average across Eastern Asia of USD115,000. However, since 2016 there has been a 15 percentage point increase in the number of expats who say earnings prospects in Taiwan are better than they were at home (39%).

The relative cost of living compared with their home country also means almost two-thirds (63%) have more disposable income with which to enjoy and explore their new life – up 4 percentage points since 2016.

The cost of living is one of the main reasons 51% of expats in Taiwan plan to retire here – a far larger proportion than the global average of 36% and the regional average of 27%.

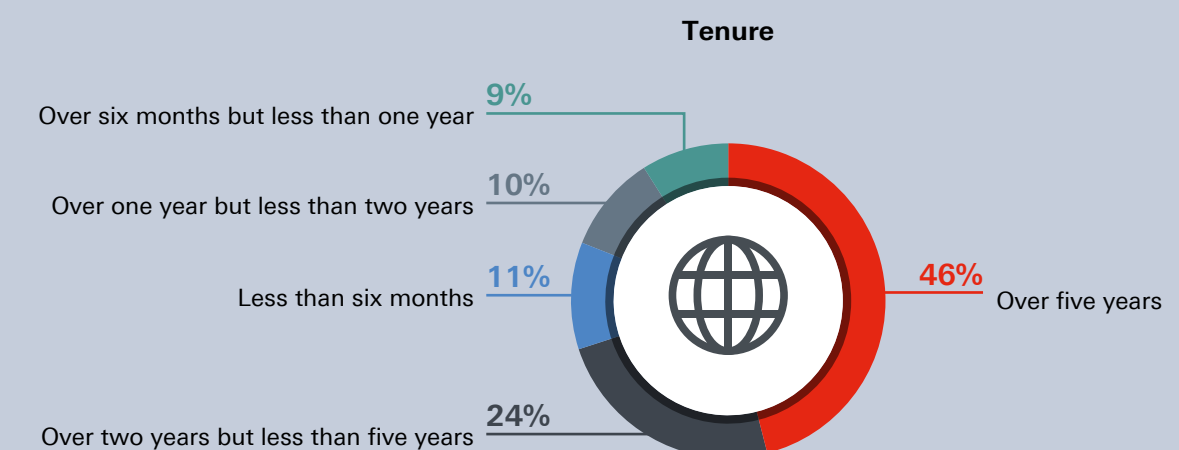
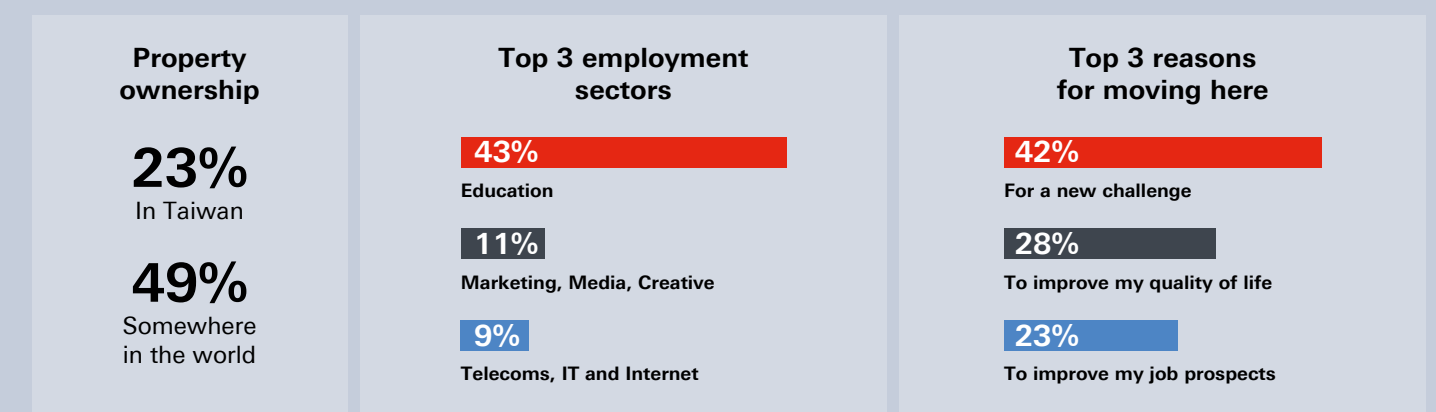
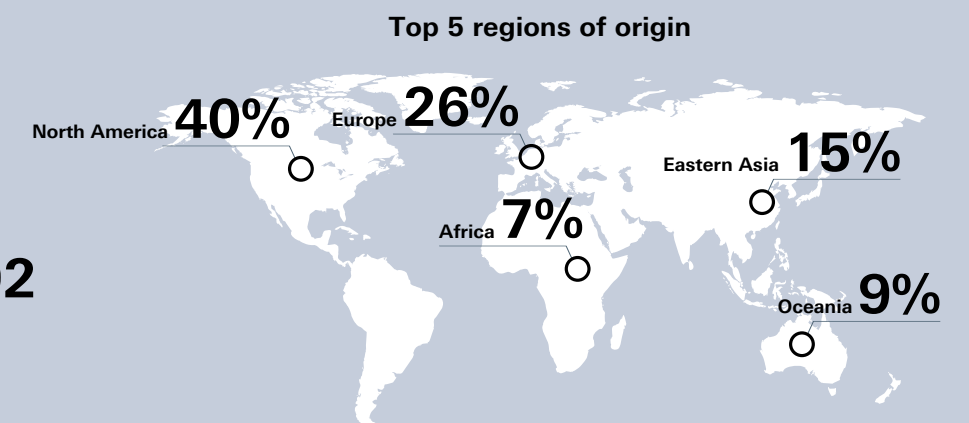
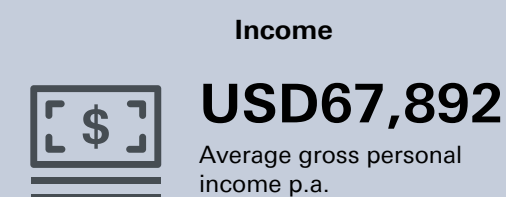
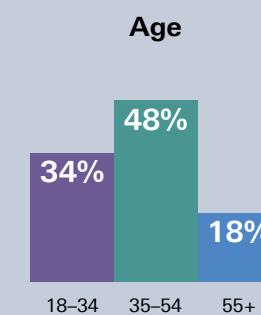
But there are other reasons many decide not to leave. Three-quarters (74%) of expats here feel safer and more secure than in their home country (compared with 49% globally and 62% regionally), ranking it the seventh safest country in our survey for those living away from home.

And they feel welcome whatever their background. More than half (51%) rank it higher than their home country for welcome regardless of faith, ethnicity, gender or sexual orientation compared with a global average of 44% and a regional average of 39%.

More than half (56%) of expats here enjoy immersing themselves in the Taiwanese culture and a similar number (58%) say they are integrating well.

Expats in Taiwan

235 foreign nationals in Taiwan





United Arab Emirates

Expats in the United Arab Emirates

Expats living in the United Arab Emirates are rewarded for their hard work.

Currently ranked tenth overall, the UAE attracts a wide range of people keen to live and work away from home.

More than half (56%) say they moved here to improve their earnings compared with 22% of expats globally, and this year's data suggests they have succeeded.

A remarkable 92% of expats here work compared with a global average of just 78%. They also command a consistently high income, typically around USD127,000 compared with a global expat average of USD100,000.

Indeed, income was a key factor for many in making the decision to move to the UAE. Since 2016 there has been a 10 percentage

point uplift in the number of expats who say earnings potential here is better than in their home country. Now ranking fifth for earnings potential, three-quarters (75%) of expats here say they can earn more than they did at home – typically either Europe or South and Central Asia.

As a result, two-thirds (66%) say they can save more and have more disposable income (68%) - money that is often spent on better living accommodation and a better car. Many also recognize that a period in the country could create the foundations for the rest of their lives. Around two-thirds (72%) of UAE-based expats own property, compared with a global average of 62%.

Meanwhile, three-quarters (75%) say they feel safer and more secure here than they did at home and 85% express confidence in the country's political stability. If they have concerns about their financial wellbeing, those revolve around job security (42% compared with a global average

of 21% cite this as a potential challenge) and tax increases (44% compared with 23% globally).

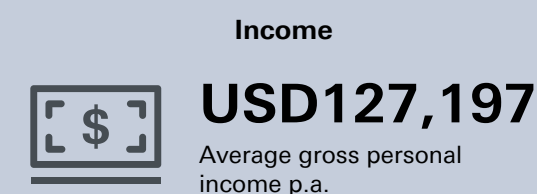
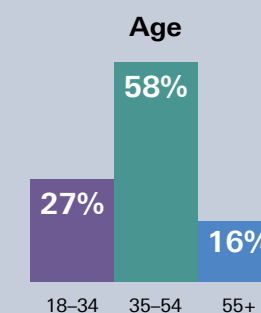
But the personal side of life in the UAE is significant too. More than half (55%) of expats here say their work/life balance is better than it was at home and two-thirds (62%) say their overall quality of life has improved.

The same is true for families as two-thirds (66%) of parents say their children's quality of life is better since the move too, leaving the UAE ranked 13th for children's quality of life in our survey.

It's understandable then, that a large number of expats stay for some time. More than eight in ten (81%) have lived in the UAE for more than two years compared with a global average of seven in ten (74%). And six in ten (60%) have lived here for more than five years compared with a global average of five in ten (52%).

Expats in the UAE

235 foreign nationals in the UAE

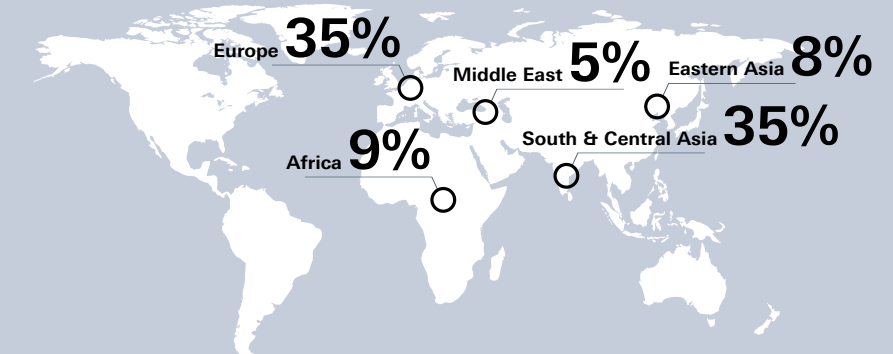


5th
for Economics

20th
for Experience

24th
for Family

Top 5 regions of origin



Property ownership

13%
In the UAE

72%
Somewhere in the world

Top 3 employment sectors

15%
Financial services

14%
Construction and Engineering

9%
Marketing, Media, Creative


Top 3 reasons for moving here

56%
To improve my earnings

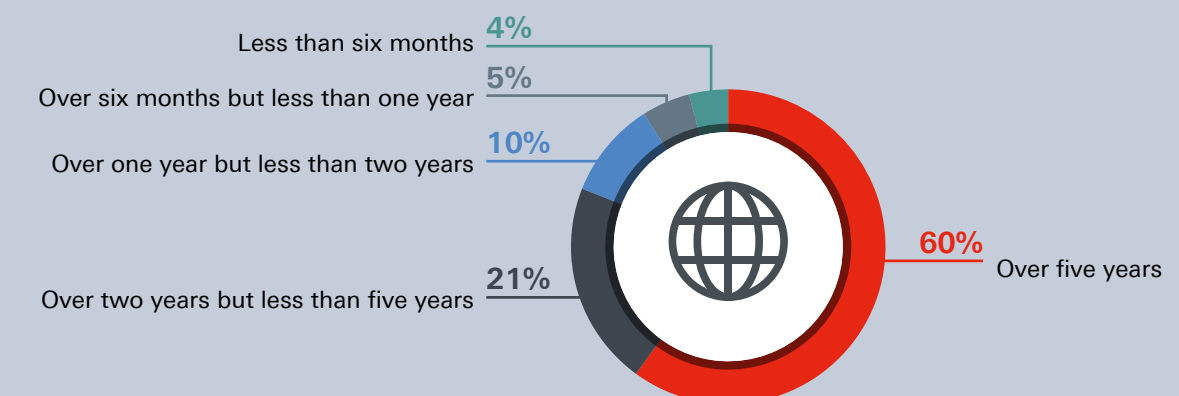
41%
To improve my quality of life

39%
For a new challenge

Employment status



Tenure





United Kingdom

Expats in the United Kingdom

Challenging times haven't stopped expats in the UK benefiting from a rich culture, sociable locals and compelling job opportunities.

Few countries have seen the kind of rapid change in expat perceptions that the UK has experienced since 2016, probably as a result of the decision to leave the European Union.

Our research shows a 22 percentage point drop in expats' confidence in the UK's political stability (to 31%) and a 20 percentage point fall in economic confidence (to 43%) since 2016.

That said, many aspects of the expat life in the UK - be it in cities, towns or rural areas - are still appreciated.

More than two-thirds (68%) of expats say they enjoy immersing themselves in the local culture and almost seven in ten say they are integrating well with British people (69% compared with 62% of expats globally).

And while expats here (65% of whom are from other European countries) have become less confident in the country's economic and political future, the UK's present climate is compelling when it comes to work. The country commands third place in our rankings for career progression, up 6 percentage points since 2016 to 68% compared with 54% of expats globally.

More than half (56%) of expats in the UK also say their earnings potential is higher here than it was at home. They report an average 31% increase in income since moving to the UK compared with an average 25% improvement for expats globally.

UK nationals abroad

For many British expats living abroad, the key driver isn't income. Around 44% of British expats are aged 55 and over, twice the number of expats in this age group globally (22%).


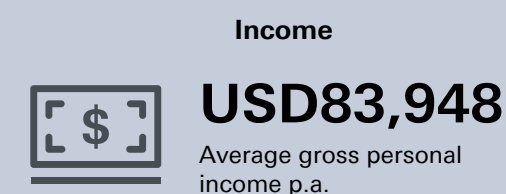
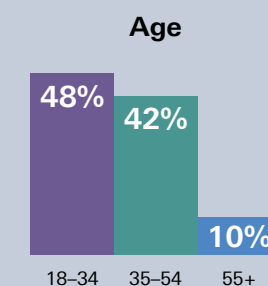
With only 49% in full time employment, twice as many British expats have retired abroad compared with the global average (13% compared with 6% of expats generally).

Meanwhile, more than a quarter of all those who left the UK (27% compared with the global average of only 12%) did so in search of a better climate.

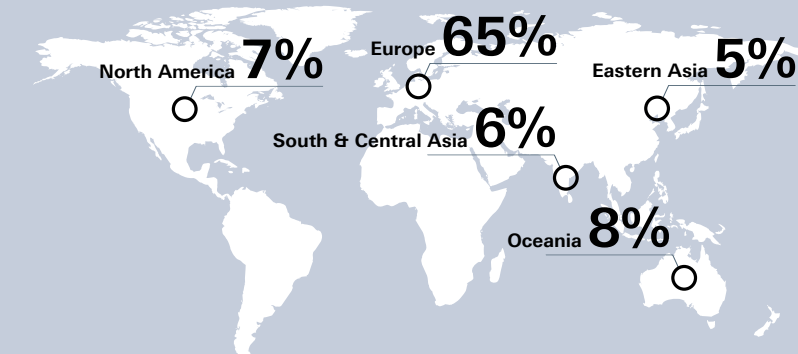
Despite this, Britons abroad find it difficult to give up aspects of their relationship with the UK - particularly the property market. Almost a third (29%) still own property at home and more than one in ten (12%) own property in both their home and host country.

Expats in the UK

8,356 foreign nationals in the UK



Top 5 regions of origin



Property ownership

28%
In the UK

52%
Somewhere
in the world

Top 3 employment sectors

13%
Financial services

11%
Telecoms, IT and Internet

11%
Health

Top 3 reasons for moving here

43%
For a new challenge

36%
To improve my job prospects

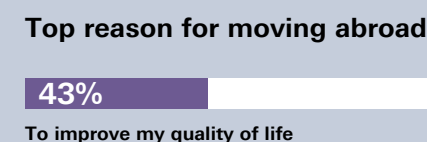
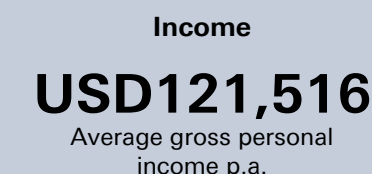
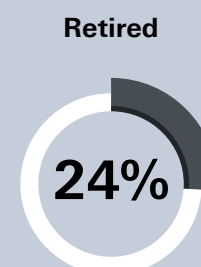
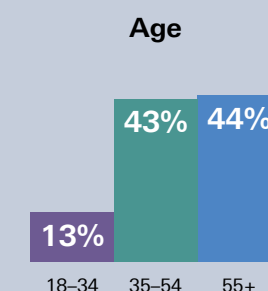
30%
To improve my quality of life

Employment status



UK nationals abroad

6,357 UK nationals living abroad





United States of America

Expats in the United States of America

A new life in the USA brings with it financial and personal rewards.

For expats, the 'land of opportunity' description still rings true. Perhaps bolstered by a renewed focus on jobs, business and industry by central government, almost three-quarters of expats here (73% compared with 54% globally) believe it is a good place for those hoping to boost their career prospects. The figure is up 12 percentage points since 2016 to rank the USA first place in our survey for career progression.

The country also ranks fifth in our survey for entrepreneurship according to expats, with more than half (53% compared with a global average of only 41%) saying it is a good place to start a business.

Earnings potential is high too. Almost two-thirds (62%) of expats report that the country offers better income opportunities than in their home nation. That's a 9 percentage point improvement on 2016's figure which means the USA is now ninth in our rankings for income this year. The average income for expats in the USA is just over USD161,000, an average increase of 36% since the move.

But the gains for expats aren't purely financial. Half (49%) of all those who move to the country say their overall quality of life is better than at home, and six in ten (60%) believe their children's quality of life is better than at home.

A third (33%) of expats say they have found a long-term partner since the move and a quarter (25%) report a better social life than at home.

In fact, four in ten (40%) say they have a more positive outlook on life since moving to the USA.

USA nationals abroad

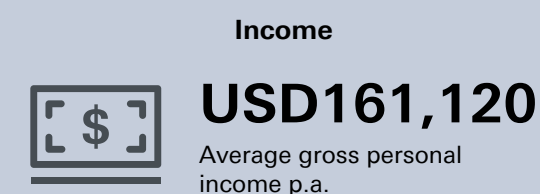
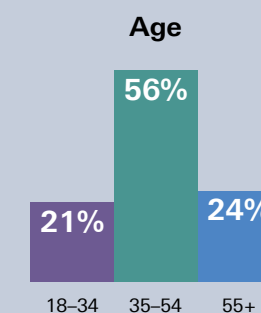
With such a domestic focus on business and careers, it's interesting to note that while expats in general find moving abroad results in a 25% increase in income, among Americans living abroad the figure is only 6%.

But the benefits of the move abroad are seen in other areas, 61% of Americans living abroad (compared with a global average of 53%) feel the work/life balance in their new country of residence is better than it was at home.

Half of those (50%) who have left the USA say they are happier since moving abroad compared with 40% of expats in general. And 45% say their physical health has improved since moving compared with a global average of 36%.

Expats in the USA

2,054 foreign nationals in the USA

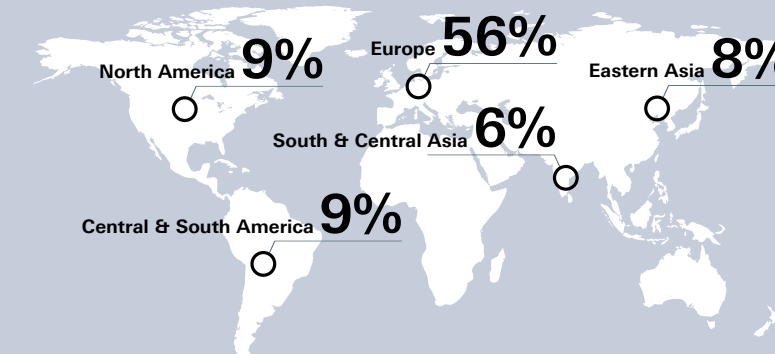


20th
for Economics

33rd
for Experience

34th
for Family

Top 5 regions of origin

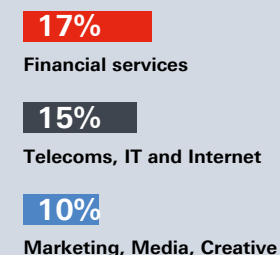


Property ownership

53%
In the USA

74%
Somewhere
in the world


Top 3 employment sectors



Top 3 reasons for moving here

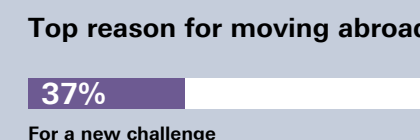
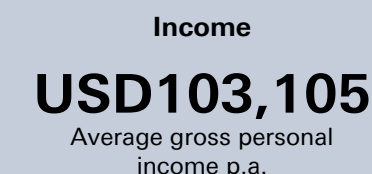
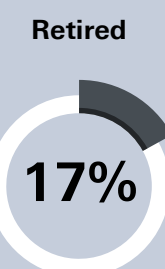
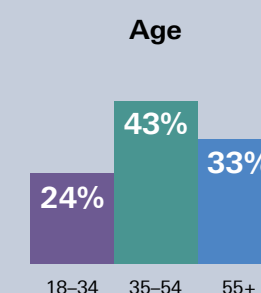


Employment status



USA nationals abroad

2,725 USA nationals living abroad



Practical steps

1

Have the right banking relationship

33% of expats hold the majority of their wealth in their home country while 52% hold most of their wealth abroad.

Think about the most appropriate banking relationship for your overall financial needs. This may mean using local banks in your home and host countries and/or a global bank capable of meeting your international requirements.

2

Plan for exchange rate fluctuations

31% of expats see a less favourable exchange rate as one of their main financial wellbeing concerns.

Understand how best to manage the risk of fluctuations in the exchange rate, especially if you move money between currencies regularly or when planning to make a large currency transfer. If you need help, consider seeking expert advice.

3

Understand the property market

62% of expats already own property somewhere in the world, with similar proportions of ownership in host (37%) and home (32%) countries.

The cost of buying and the process for purchasing a property can vary significantly from one country to another. Make sure you know about what deposit is required, the mortgage options available to expats and the risks of buying in unfamiliar markets.

4

Get ready for retirement

46% of non-retired expats aged 45 and over intending to retire in their host country rate their financial provisions for retirement as good or very good.

Start planning and saving for retirement early, whether you are planning to retire abroad or back home. Consider seeking professional advice to help ensure you make adequate provision.



The research

Expat Explorer is an independent consumer research study into global expat views, commissioned by HSBC Expat. It provides authoritative insights into expats' attitudes, behaviours and opinions on the financial and social aspects of the countries they live in. This report, *Broadening perspectives*, is the tenth in the series and represents the views of 27,587 expats in 159 countries and territories.

The findings are based on a global survey conducted online by YouGov in March and April 2017. Global figures are the average of all countries and territories surveyed, unless otherwise stated. Figures have been rounded to the nearest whole number. All monetary values are expressed in US dollars (USD).

An expat is defined as an adult over the age of 18 years old who is currently living away from their country of origin / home country.

The country league tables are created using responses to 27 of the questions asked in the survey. A minimum sample of 100 expat respondents, including at least 30 expat parents, is required for a country to be included in the league tables. Each league table scores countries on a scale of zero to one, with the highest score ranking first and the lowest ranking last. All scores have been rounded to two decimal places in the league tables.

The methodology behind the country league tables is identical to the 2015 and 2016 surveys, although sample sizes and composition varies from year to year.

Expat Explorer overall league table

The Expat Explorer overall league table ranks each country using a score that summarises expats' overall view of the country they live in. The Expat Explorer overall score is the average of the Economics, Experience and Family scores detailed below, covering 27 key criteria from the survey.

Economics league table

The Economics league table ranks each country using a score that summarises expats' views on nine questions about a country's economy and its effect on expats. The overall score is the average of the scores for these questions weighted equally. These cover:

- Personal finances — earning prospects, level of disposable income, level of saving.
- The local economy — confidence in the local economy, view on political stability, view on how easy it is to start a business.
- Working life — prospects for career progression, work/life balance, job security.

Experience league table

The Experience league table ranks each country using a score that summarises expats' views on nine questions about the lifestyle they have in their adopted country. The overall score is the average of the scores for these questions weighted equally. These cover:

- Lifestyle — the local culture, expats' physical health, quality of life.

- The people around them — how safe expats feel, ease of integrating with the local people, ease of forming friendships.
- The ease of setting up — organising finances, organising healthcare, finding accommodation.

Family league table

The Family league table ranks each country using a score that summarises expats' views on nine questions about family life in their adopted country. The overall score is the average of the scores for these questions, weighted equally. These cover:

- Relationships — expats' social life, whether they feel close to their partner, how welcoming the country is from a diversity point of view.
- Education and childcare — quality of childcare, quality of education, overall cost of raising children.
- Impact of raising children abroad — their health and wellbeing, the ease of making friends, overall quality of life.

Regions

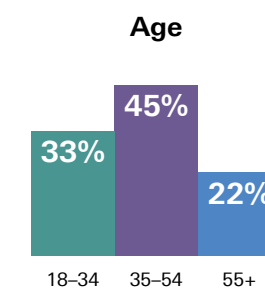
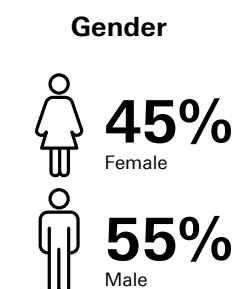
- Africa
- Central and South America
- Eastern Asia
- Europe
- Middle East
- North America
- Oceania
- South and Central Asia

This year, 46 countries or territories qualified for inclusion in the Expat Explorer country league tables:

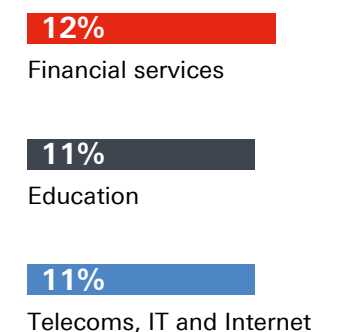
- Argentina
- Australia
- Austria
- Bahrain
- Belgium
- Brazil
- Canada
- China
- Czech Republic
- Egypt
- France
- Germany
- Hong Kong
- India
- Indonesia
- Ireland
- Italy
- Japan
- Kenya
- Kuwait
- Malaysia
- Mexico
- Netherlands
- New Zealand
- Norway
- Oman
- Peru
- Philippines
- Poland
- Portugal
- Qatar
- Russia
- Saudi Arabia
- Singapore
- South Africa
- South Korea
- Spain
- Sweden
- Switzerland
- Taiwan
- Thailand
- Turkey
- United Arab Emirates
- United Kingdom
- United States
- Vietnam



About the respondents



Top employment sectors



About HSBC

HSBC Holdings plc, the parent company of the HSBC Group, is headquartered in London. The Group serves customers worldwide from around 3,900 offices in 67 countries and territories in Europe, Asia, North and Latin America, and the Middle East and North Africa. With assets of US\$2,492bn at 30 June 2017, HSBC is one of the world's largest banking and financial services organisations.

Legal disclaimer

Information and/or opinions provided within this report constitute research information only and do not constitute an offer to sell, or solicitation of an offer to buy any financial services and/or products, or any advice or recommendation with respect to such financial services and/or products.

© HSBC Holdings plc 2017

All rights reserved.

Excerpts from this report may be used or quoted, provided they are accompanied by the following attribution:
'Reproduced with permission from Expat Explorer *Broadening perspectives*, published in 2017 by HSBC Holdings plc.'

HSBC is a trademark of HSBC Holdings plc and all rights in and to HSBC vest in HSBC Holdings plc. Other than as provided above, you may not use or reproduce the HSBC trademark, logo or brand name.

Published by HSBC Holdings plc, London
www.hsbc.com

HSBC Holdings plc
8 Canada Square, London E14 5HQ

Further information

Expat Explorer survey tool:
www.expatsplorer.hsbc.com/survey

Website:
www.expats.hsbc.com

Get involved

Facebook:
www.facebook.com/HSBCExpat

Twitter:
www.twitter.com/expatsplorer